

Машины для заваривания кофе, кофемолки, подогреватели напитков, кофеварки MT, Cafina, CBS Luxus, OptiBean, Rancilio, Grinder, WKI, MT

Виды товаров: термосы-диспенсеры, термopotы, фильтр-бумага, автоматические кофемашины и др.

Технические характеристики

По вопросам продаж и поддержки обращайтесь:

Алматы (727)345-47-04
Ангарск (3955)60-70-56
Архангельск (8182)63-90-72
Астрахань (8512)99-46-04
Барнаул (3852)73-04-60
Белгород (4722)40-23-64
Благовещенск (4162)22-76-07
Брянск (4832)59-03-52
Владивосток (423)249-28-31
Владикавказ (8672)28-90-48
Владимир (4922)49-43-18
Волгоград (844)278-03-48
Вологда (8172)26-41-59
Воронеж (473)204-51-73
Екатеринбург (343)384-55-89

Иваново (4932)77-34-06
Ижевск (3412)26-03-58
Иркутск (395)279-98-46
Казань (843)206-01-48
Калининград (4012)72-03-81
Калуга (4842)92-23-67
Кемерово (3842)65-04-62
Киров (8332)68-02-04
Коломна (4966)23-41-49
Кострома (4942)77-07-48
Краснодар (861)203-40-90
Красноярск (391)204-63-61
Курск (4712)77-13-04
Курган (3522)50-90-47
Липецк (4742)52-20-81

Магнитогорск (3519)55-03-13
Москва (495)268-04-70
Мурманск (8152)59-64-93
Набережные Челны (8552)20-53-41
Нижний Новгород (831)429-08-12
Новокузнецк (3843)20-46-81
Ноябрьск (3496)41-32-12
Новосибирск (383)227-86-73
Омск (3812)21-46-40
Орел (4862)44-53-42
Оренбург (3532)37-68-04
Пенза (8412)22-31-16
Петрозаводск (8142)55-98-37
Псков (8112)59-10-37
Пермь (342)205-81-47

Ростов-на-Дону (863)308-18-15
Рязань (4912)46-61-64
Самара (846)206-03-16
Санкт-Петербург (812)309-46-40
Саратов (845)249-38-78
Севастополь (8692)22-31-93
Саранск (8342)22-96-24
Симферополь (3652)67-13-56
Смоленск (4812)29-41-54
Сочи (862)225-72-31
Ставрополь (8652)20-65-13
Сургут (3462)77-98-35
Сыктывкар (8212)25-95-17
Тамбов (4752)50-40-97
Тверь (4822)63-31-35

Тольятти (8482)63-91-07
Томск (3822)98-41-53
Тула (4872)33-79-87
Тюмень (3452)66-21-18
Ульяновск (8422)24-23-59
Улан-Удэ (3012)59-97-51
Уфа (347)229-48-12
Хабаровск (4212)92-98-04
Чебоксары (8352)28-53-07
Челябинск (351)202-03-61
Череповец (8202)49-02-64
Чита (3022)38-34-83
Якутск (4112)23-90-97
Ярославль (4852)69-52-93

Россия +7(495)268-04-70

Казахстан +7(727)345-47-04

Беларусь +(375)257-127-884

Узбекистан +998(71)205-18-59

Киргизия +996(312)96-26-47

эл.почта: mhi@nt-rt.ru || сайт: <http://metos.nt-rt.ru/>

Filter paper Metos DE10, CE/CI 4,6,8,10

Low filter paper model, used in older 10-liter Metos and Animo bulk brewing coffee machines. Diameter 260 mm
- 500 pcs / box



Filter paper Metos DE10, CE/CI 4,6,8,10

Product capacity	500 pcs
Item width mm	Ø260
Package volume	0.01
Unit of volume	m3
Package volume	0.01 m3
Package length	0
Package width	0
Package height	0
Package unit of dimension	cm
Package dimensions (LxWxH)	0x0x0 cm
Net weight	1.1
Net weight	1.1 kg
Gross weight	1.19
Package weight	1.19 kg
Unit of weight	kg

Filter paper 330 Metos DE20, CE/CI 16, 20

Low filter paper model, used in older 20-liter Metos and Animo bulk brewing coffee machines. Diameter 330 mm
- 500 pcs / box



Filter paper 330 Metos DE20, CE/CI 16, 20

Item width mm	330
Package volume	0.01
Unit of volume	m3
Package volume	0.01 m3
Package length	0
Package width	0
Package height	0
Package unit of dimension	cm
Package dimensions (LxWxH)	0x0x0 cm
Net weight	2.2
Net weight	2.2 kg
Gross weight	2.49
Package weight	2.49 kg
Unit of weight	kg

Filter paper 190 Metos DE/5 CE/CI 6

Low filter paper model, used in older 5-liter Metos and Animo bulk brewing coffee machines. Diameter 190 mm
- 500 pcs / box



Filter paper 190 Metos DE/5 CE/CI 6

Item width mm	Ø190
Package volume	0.007
Unit of volume	m3
Package volume	0.007 m3
Package length	21
Package width	21
Package height	15
Package unit of dimension	cm
Package dimensions (LxWxH)	21x21x15 cm
Net weight	0.55
Net weight	0.55 kg
Gross weight	0.7
Package weight	0.7 kg
Unit of weight	kg

Thermos Metos with tap

Inner lining in glass. Measuring glass in the front

- coffee can be maintained for 180 minutes
- equipped with coffee blender



Thermos Metos with tap

Product capacity	2,4 litres
Item width mm	Ø170/230
Item height mm	390
Package volume	0.027
Unit of volume	m3
Package volume	0.027 m3
Package length	45
Package width	20
Package height	30
Package unit of dimension	cm
Package dimensions (LxWxH)	45x20x30 cm
Net weight	2.5
Net weight	2.5 kg
Gross weight	2.6
Package weight	2.6 kg
Unit of weight	kg
Cleaning	hand wash
Portion size	2,4 l

Thermos dispenser Metos CBS Luxus L4D-15

A visual display of the liquid quantity and the storage period.

Faucet protected

- rack drip tray cover

- tap height 19,6 cm



Thermos dispenser Metos CBS Luxus L4D-15

Product capacity	6 litres
Item width mm	228
Item depth mm	335
Item height mm	196/581(665)
Package volume	0.042
Unit of volume	m3
Package volume	0.042 m3
Package length	28
Package width	25
Package height	60
Package unit of dimension	cm
Package dimensions (LxWxH)	28x25x60 cm
Net weight	2.5
Net weight	2.5 kg
Gross weight	4.5
Package weight	4.5 kg
Unit of weight	kg
Cleaning	hand wash
Portion size	5,7 l

Thermos dispenser Metos CBS Luxus L4D-10

visual display of the liquid quantity and the storage period.

Aucet protected

-rack drip tray cover

-tap height 22 cm



Thermos dispenser Metos CBS Luxus L4D-10

Product capacity	4 litres
Item width mm	205
Item depth mm	230
Item height mm	550
Package volume	0.042
Unit of volume	m3
Package volume	0.042 m3
Package length	28
Package width	25
Package height	60
Package unit of dimension	cm
Package dimensions (LxWxH)	28x25x60 cm
Net weight	2.5
Net weight	2.5 kg
Gross weight	4.5
Package weight	4.5 kg
Unit of weight	kg
Cleaning	hand wash
Portion size	4 l

Thermos dispenser Metos CBS Luxus L4S-15



Thermos dispenser Metos CBS Luxus L4S-15

Product capacity	5,7 litres
Item width mm	230
Item depth mm	285
Item height mm	370
Package volume	0.028
Unit of volume	m3
Package volume	0.028 m3
Package length	28
Package width	25
Package height	40
Package unit of dimension	cm
Package dimensions (LxWxH)	28x25x40 cm
Net weight	3.3
Net weight	3.3 kg
Gross weight	4.3
Package weight	4.3 kg
Unit of weight	kg
Cleaning	hand wash
Portion size	5,7 l

CODE: MG4157821

Filter paper F001 for Metos CBS coffee brewer


Basket filter paper for Metos CBS and Fetco CBS thermos coffee brewers. 500 pcs / box

€88.00

IN STOCK

Compare

Add to cart



Full description **Technical specifications**

GENERAL	
Description	Filter paper F001 for Metos CBS coffee brewer
DIMENSIONS AND CAPACITY	
Item width mm	Ø139/380
Package volume	0.008 m3
Package dimensions (LxWxH)	20x20x20 cm
Net weight	2.02 kg
Package weight	2.35 kg

Thermos dispenser Metos CBS Luxus L4D-20

A visual display of the liquid quantity and the storage period.

Faucet protected

- rack drip tray cover

- tap height 22 cm



Thermos dispenser Metos CBS Luxus L4D-20

Product capacity	7,5 litres
Item width mm	343
Item depth mm	125
Item height mm	635
Package volume	0.06
Unit of volume	m3
Package volume	0.06 m3
Package length	25.4
Package width	35.6
Package height	66
Package unit of dimension	cm
Package dimensions (LxWxH)	25.4x35.6x66 cm
Net weight	5.2
Net weight	5.2 kg
Gross weight	6.4
Package weight	6.4 kg
Unit of weight	kg
Cleaning	hand wash
Portion size	7,5 l

Filter paper for Metos coffee brewer B-and M- series

Filter paper for Metos and Animo glass jug brewers (1.8 l) and small thermos coffee brewers (1.8 - 2.4 l). Diameter 90/250 mm

- fits for example the following Metos glass jug models: Excelso, M100 series, M200 series, M202 series, X100, A140
- fits for example the following Metos thermos models: Excelso, MT100 series, MT200 series, MT-202 series, XT100
- 1000 pcs / box



Filter paper for Metos coffee brewer B-and M-series

Product capacity	1000 pcs.
Item width mm	Ø90/250
Package volume	0.014
Unit of volume	m3
Package volume	0.014 m3
Package length	19
Package width	36
Package height	20
Package unit of dimension	cm
Package dimensions (LxWxH)	19x36x20 cm
Net weight	2.03
Net weight	2.03 kg
Gross weight	2.24
Package weight	2.24 kg
Unit of weight	kg

Lever thermos jug Metos

Inner lining in stainless steel. Coffee can be maintained for 90 minutes

- equipped with coffee blender



Lever thermos jug Metos

Product capacity	2,1 litres
Item width mm	Ø150/220
Item height mm	330/380
Package volume	0.03
Unit of volume	m3
Package volume	0.03 m3
Package length	38
Package width	19
Package height	42
Package unit of dimension	cm
Package dimensions (LxWxH)	38x19x42 cm
Net weight	1.7
Net weight	1.7 kg
Gross weight	1.9
Package weight	1.9 kg
Unit of weight	kg

Pump thermos D041 for Metos CBS-2130 and 1221 coffee brewers

The 3.0L pump lever airpot is an economical, convenient and safe solution for light duty self-serve beverage dispensing. Constructed of dual layer stainless steel, the vacuum sealed inner liner insulates and holds the beverage while the outer body layer protects the end user by staying cool to the touch.

The locking lid is designed to swing open fully for brewing directly into the airpot funnel for ease of filling with the secondary benefit of maximum heat retention.

The pump lever dispensing system is simple to use and allows the end user to precisely control the amount of liquid poured into their cup without lifting, holding or tilting the airpot.

A swivel carry handle helps make the airpot extremely portable for coffee service virtually “anywhere” and its small footprint allows for multiple flavor offerings in a limited amount of table or counter space.

It also features a rotating base for multi-directional cup filling!



Pump thermos D041 for Metos CBS-2130 and 1221 coffee brewers

Product capacity	3 litres
Item width mm	180
Item depth mm	230
Item height mm	460
Package volume	0.029
Unit of volume	m3
Package volume	0.029 m3
Package length	25
Package width	23
Package height	50
Package unit of dimension	cm
Package dimensions (LxWxH)	25x23x50 cm
Net weight	2
Net weight	2 kg
Gross weight	2.5
Package weight	2.5 kg
Unit of weight	kg
Cleaning	hand wash
Portion size	3 l

Filter paper F002 for Metos CBS coffee brewer

Basket filter paper for Metos CBS and Fetco CBS thermos
coffee brewers. 500 pcs / box



Filter paper F002 for Metos CBS coffee brewer

Item width mm	Ø127/330
Package volume	0.003
Unit of volume	m3
Package volume	0.003 m3
Package length	15
Package width	15
Package height	15
Package unit of dimension	cm
Package dimensions (LxWxH)	15x15x15 cm
Net weight	2.35
Net weight	2.35 kg
Gross weight	2.35
Package weight	2.35 kg
Unit of weight	kg

Pump thermos D063 for Metos 2130-XTS-series coffee brewers

The 3.8L pump lever airpot is an economical, convenient and safe solution for light duty self-serve beverage dispensing. Constructed of dual layer stainless steel, the vacuum sealed inner liner insulates and holds the beverage while the outer body layer protects the end user by staying cool to the touch.

The locking lid is designed to swing open fully for brewing directly into the airpot funnel for ease of filling with the secondary benefit of maximum heat retention.

The pump lever dispensing system is simple to use and allows the end user to precisely control the amount of liquid poured into their cup without lifting, holding or tilting the airpot.

A swivel carry handle helps make the airpot extremely portable for coffee service virtually “anywhere” and its small footprint allows for multiple flavor offerings in a limited amount of table or counter space.

It also features a rotating base for multi-directional cup filling!



Pump thermos D063 for Metos 2130-XTS-series coffee brewers

Product capacity	3,8 litres
Item width mm	180
Item depth mm	230
Item height mm	470
Package volume	0.029
Unit of volume	m3
Package volume	0.029 m3
Package length	25
Package width	23
Package height	50
Package unit of dimension	cm
Package dimensions (LxWxH)	25x23x50 cm
Net weight	2.5
Net weight	2.5 kg
Gross weight	3
Package weight	3 kg
Unit of weight	kg
Cleaning	hand wash
Portion size	3,8 l

Filter paper Metos CN10e/i, DE10, CE/CI 4-10

Basket filter paper for 10-liter Metos CB - bulk brewers, also suitable for Animo ComBi-line 10-liter, FC GL 20 liter and CE / CI 4, 6.8- and 10-liter series bulk brewers. Diameter 152/457 mm

- 500 pcs / box



Filter paper Metos CN10e/i, DE10, CE/CI 4-10

Product capacity	500 pcs
Item width mm	Ø152/457
Package volume	0.037
Unit of volume	m3
Package volume	0.037 m3
Package length	31
Package width	30
Package height	40
Package unit of dimension	cm
Package dimensions (LxWxH)	31x30x40 cm
Net weight	4.19
Net weight	4.19 kg
Gross weight	4.61
Package weight	4.61 kg
Unit of weight	kg

Filter paper Metos CN10e/i, DE10, CE/CI 4-10

Product capacity	60 litres/hour
Item width mm	590
Item depth mm	470(330)
Item height mm	790
Package volume	0.242
Unit of volume	m3
Package volume	0.242 m3
Package length	61.9
Package width	48.5
Package height	80.5
Package unit of dimension	cm
Package dimensions (LxWxH)	61.9x48.5x80.5 cm
Net weight	33
Net weight	33 kg

Filter paper Metos CN10e/i, DE10, CE/CI 4-10

Gross weight	34
Package weight	34 kg
Unit of weight	kg
Connection power kW	6.2
Fuse Size A	10
Connection voltage V	380-415
Number of phases	3NPE
Frequency Hz	50/60
Type of electrical connection	Semifixed
Electrical conn. height mm	25
Cold water diam.	19
Cold water flow l/min	3
Cold water min pressure kPa	400
Cold water conn. height mm	25
Floor drain needed	Yes
Raw material	stainless steel
Cleaning	hand wash
Temperature area °C	+96°C - +80°C
Programmability	programmable
Tap height mm	186
Portion size	10 l

Filter paper Metos CN20e/i, DE20, CE/CI 12-25

Basket filter paper for 20-liter Metos CB - bulk brewers, also suitable for Animo ComBi-line 20-liter, FC GL 20 liter and CE / CI 12,16 ,20 and 25-liter series cookers. Diameter 203/533 mm - 500 pcs / box



Filter paper Metos CN20e/i, DE20, CE/CI 12-25

Product capacity	500 pcs
Item width mm	Ø203/533
Package volume	0.01
Unit of volume	m3
Package volume	0.01 m3
Package length	23
Package width	23
Package height	20
Package unit of dimension	cm
Package dimensions (LxWxH)	23x23x20 cm
Net weight	5.73
Net weight	5.73 kg
Gross weight	6.52
Package weight	6.52 kg
Unit of weight	kg

Filter paper Metos CN5e/i, DE5

Basket filter paper for 5-liter Metos CB and Animo FC GL 5-liter series. Diameter 101/317 mm

- 500 pcs / box



Filter paper Metos CN5e/i, DE5

Product capacity	500 pcs
Item width mm	Ø101/317
Package volume	0.01
Unit of volume	m3
Package volume	0.01 m3
Package length	0
Package width	0
Package height	0
Package dimensions (LxWxH)	0x0x0
Net weight	2.02
Net weight	2.02 kg
Gross weight	2.35
Package weight	2.35 kg
Unit of weight	kg

Coffee machine Cafina XT4-2G-1CM-WO-0-0

Fully automatic coffee machine for coffee specialities. Service model

- lightning concept
- height adjustable dispenser
- innovative milk system
- professional stainless steel brewing group
- variable pressure system
- tool steel grinding disks
- two grinder
- automatic coffee quality system (ACS)
- cleaning in place (CIP)
- instant powder container



Coffee machine Cafina XT4-2G-1CM-WO-0-0

Product capacity	150 cups Espresso
Item width mm	300
Item depth mm	580
Item height mm	715
Package volume	0.01
Unit of volume	m3
Package volume	0.01 m3
Package length	0
Package width	0
Package height	0
Package unit of dimension	cm
Package dimensions (LxWxH)	0x0x0 cm
Net weight	49.55
Net weight	49.55 kg
Gross weight	64
Package weight	64 kg
Unit of weight	kg
Connection power kW	2.8
Fuse Size A	16
Connection voltage V	230
Number of phases	1NPE
Frequency Hz	50
Cold water diam.	3/4"
Cold water min pressure kPa	200
Cold water max pressure kPa	600
Drain diameter	25
Floor drain needed	Yes
Cleaning	automatic washing
Data transfer	USB

Coffee machine Cafina XT4-2G-1CM-WO-0-0

Features	180 cups/day
Programmability	programmable

Fully auto espressomachine Metos Cafina XT4-1G-1CM-1IS- WA-FW

Fully automatic espresso coffee machine. For waiter or self service

- milk system for milk heating and frothing
- brewing pressure adjustable 8-10 bar
- one grinder and two bean hoppers, capacity á 1,3 kg
- two chocolate powder containers
- internal dregs container for c. 30 portions
- separate portioning door for ground coffee specialities
- easyhandled bush buttons, product library over 200 portions programmable
- parameters of every single product are programmable
- adjustable tap height
- separate tap for hot water and steam tap for frothing milk
- automatic cleaning program
- self diagnostic system controls all operations

Accessories:

- milk cooler 4 ltr with cup warmer



Fully auto espressomachine Metos Cafina XT4-1G-1CM-1IS-WA-FW

Product capacity	150 espresso, 90 cappuccino/h
Item width mm	300
Item height mm	715
Package volume	0.19
Unit of volume	m3
Package volume	0.19 m3
Package length	35
Package width	63
Package height	86
Package unit of dimension	cm
Package dimensions (LxWxH)	35x63x86 cm
Net weight	49.55
Net weight	49.55 kg
Gross weight	64
Package weight	64 kg
Unit of weight	kg
Connection power kW	2.9
Connection voltage V	230
Number of phases	1N
Frequency Hz	50
Type of electrical connection	Semifixed
Electrical conn. height mm	25
Floor drain needed	Yes
Cleaning	automatic washing
Data transfer	USB
Features	180 cups/day
Programmability	programmable

metos

KAHVINVALMISTUSLAITE

XT4

Käyttö- ja puhdistusohje

Käännös valmistajan englanninkielisestä ohjeesta



SISÄLLYSLUETTELO

1. Yleistä	4
1.2. Nämä ohjeet	4
1.3. Symbolien selitys	4
1.4. Laitteen kuvaus	4
5. Käyttö	5
5.1. Laitteen päälle kytkeminen ja sammuttaminen	5
5.2. Täyttö	6
5.3. Täyttömäärän vahvistus	8
5.4. Kahviporolaatikon tyhjentäminen	9
5.5. Maitojärjestelmän (optio) päälle ja pois kytkeminen	9
5.6. Instanttjärjestelmän (optio) päälle ja pois kytkeminen	10
6. Tuotteiden annosteleminen	10
6.1. Annosteluasetukset	10
6.2. Kahvin, maitokahvin sekä maitotuotteiden annostelu	11
6.3. Kuumen veden annostelu	11
6.4. Höyryn annostelu (optio)	12
6.5. Tupla-annoksen annosteleminen	12
6.6. Saman tuotteen useamman annoksen sarja-annostelu	13
6.7. Kahvin valmistus jauhetusta kahvista	13
8. Puhdistus	14
8.1. Turvatoimet	14
8.2. Puhdistusvälit	15
8.3. Puhdistuskehoitus ja annostelun esto	15
8.4. Puhdistusaine	15
8.5. Jos laite on kytketty säiliöihin	16
8.6. Päivittäinen puhdistus	16
8.6.1. Kahviporolaatikon puhdistus	16
8.7. Instanttjauhesäiliön puhdistus	20
8.8. Ulkoinen puhdistus	21
9. Ylläpito	21
9.1. Turvatoimet	21
9.2. Huoltovälit	21

8.8. Ulkoinen puhdistus

► Huomio

Älä käytä hankaavia aineita tai teräviä esineitä.

- Puhdista osat ainoastaan puhtaalla, kostealla liinalla.

1. Pyyhi muoviosat, maalatut pinnat ja muut pinnat kostealla liinalla.



Kuva 34. Ulkoinen puhdistus

2. Poista tippavesiallas (3).

! VARO!

Palovamman vaara!

Vesi tippavesialtaassa saattaa vielä olla kuumaa.

- Anna veden jäähtyä.

3. Pyyhi tippavesiallas (1) huolellisesti.
4. Puhdista annostelualueen alapuoli (2) tavallisella harjalla.

✓ Ulkoinen puhdistus on nyt suoritettu.

9. Ylläpito

Jos sinulla on kysyttävää huollosta, ylläpidosta tai hävittämisestä, ota yhteyttä jälleenmyyjään. Laitteen huolto ja ylläpito pitää aina jättää valtuutetun huollon tehtäväksi.

9.1. Turvatoimet

! VAROITUS!

Toimintahäiriöt!

Tärkeät turvaominaisuudet voi keskeytyä näkyvien vaurioiden tai toimintahäiriöiden yhteydessä.

Ilmeisiin toimintahäiriöihin kuuluu vesivuodot, hajut ja epänormaali kuumentuminen sekä virheilmoitukset näytöllä.

Jos toimintahäiriö ilmenee:

- Katkaise laitteen virransyöttö irrottamalla pistoke pistorasiasta.
- Katkaise vedensyöttö.
- Pyydä valtuutettu huolto tarkastamaan ja huoltamaan laitetta.

9.2. Huoltovälit

30.000 kupin tai 12 kuukauden (riippuen kumpi ehto täyttyy ensin) jälkeen on laitteelle suoritettava määräaikaishuolto, ota yhteys huoltoon (maksullinen huolto).

- Vältä osien turhaa kulumista tilaamalla huolto tarpeeksi ajoissa.
- Seuraa vesisuodattimia valmistajan ohjeiden mukaisesti.
- Vaihda vesisuodatin vähintään 12 kk välein.

Metos tarjoaa pyydettyessä kattavan huoltosopimuksen joka varmistaa huollon ja ylläpidon jatkuvuuden.

Coffee machine Metos

Cafina XT8F-1P-0-WA-CO-0

Fully automatic coffee machine for filtercoffee and hot water.

Separate hot water outlet, adjustable temperature (WA)

- container outlet, preparation for using a spout for large jugs (CO)

- service model
- new, innovative design
- TFT 10,4" touch display
- lightning concept
- height adjustable dispenser
- professional stainless steel brewing group
- fully automatic cleaning ensures maximum cleanliness
- Cup or mug? Large or small pot? The XT8-F brews on schedule and dispenses servings of fresh filter coffee according to the relevant requirements.

Options:

- 4 adjustable XT-feet 55-115 mm
- spout for container outlet 180 mm
- spout for container outlet 500 mm
- coffee ground collector with wheels, approx. 15 kg capacity
- coffee ground collector with coulisses, approx. 15 kg capacity



Coffee machine Metos Cafina XT8F-1P-0-WA-CO-0

Product capacity	500 filtercoffee,80l.hot water
Item width mm	350
Item depth mm	580/867
Item height mm	630/765
Package volume	0.207
Unit of volume	m3
Package volume	0.207 m3
Package length	40
Package width	63
Package height	82
Package unit of dimension	cm
Package dimensions (LxWxH)	40x63x82 cm
Net weight	70
Net weight	70 kg
Gross weight	75
Package weight	75 kg
Unit of weight	kg
Connection power kW	9.5
Connection voltage V	400
Number of phases	3NPE
Frequency Hz	50/60
Electrical cable length mm	1800
Type of electrical connection	Semifixed
Electrical conn. height mm	465
Remarks (electrical)	3 x 16A
Cold water diam.	G3/4"
Cold water thread	External thread
Cold water flow l/min	2
Cold water conn. height mm	192

Coffee machine Metos Cafina XT8F-1P-0-WA-CO-0

Drain diameter	25
Floor drain needed	Yes
Sound level dB	70
Cleaning	automatic washing
Data transfer	USB
Features	500 cups/day
Programmability	programmable

Coffee machine Metos Cafina XT6-2G-1CF-WA-SW- 0

Fully automatic coffee machine for coffee specialities. Waiter service model

- new, innovative design
- TFT 8,4" touch display
- lightning concept
- height adjustable dispenser
- separate steam tap and hot water tap
- innovative milk system with cold milk foam
- professional stainless steel brewing group
- variable pressure system
- two grinders
- tool steel grinding disks
- automatic coffee quality system (ACS)
- cleaning in place (CIP)



Coffee machine Metos Cafina XT6-2G-1CF-WA-SW-0

Product capacity	170 espresso, 130 cappuccino
Item width mm	300
Item depth mm	580
Item height mm	715
Package volume	0.208
Unit of volume	m3
Package volume	0.208 m3
Package length	40
Package width	65
Package height	80
Package unit of dimension	cm
Package dimensions (LxWxH)	40x65x80 cm
Net weight	54
Net weight	54 kg
Gross weight	65
Package weight	65 kg
Unit of weight	kg
Connection power kW	3
Fuse Size A	16
Connection voltage V	230
Number of phases	1NPE
Frequency Hz	50/60
Electrical cable length mm	1800
Type of electrical connection	Semifixed
Electrical conn. height mm	25
Cold water diam.	15
Cold water flow l/min	2
Cold water min pressure kPa	200
Cold water max pressure kPa	600

Coffee machine Metos Cafina XT6-2G-1CF-WA-SW-0

Cold water conn. height mm	25
Drain diameter	25
Floor drain needed	Yes
Cleaning	automatic washing
Data transfer	USB
Features	250 cups/day
Programmability	programmable

This document may not be copied in part or in whole by any process nor passed on to a third party without the written permission of the owner Metos Oy Ab.

Coffee machine Metos Cafina XT6-1G-1CF-WA-SW- 0

Fully automatic coffee machine for coffee specialities. Waiter service model

- new, innovative design
- TFT 8,4" touch display
- lightning concept
- height adjustable dispenser
- separate steam tap and hot water tap
- innovative milk system with cold milk foam
- professional stainless steel brewing group
- variable pressure system
- tool steel grinding disks
- automatic coffee quality system (ACS)
- cleaning in place (CIP)



Coffee machine Metos Cafina XT6-1G-1CF-WA-SW-0

Product capacity	170 espresso, 130 cappuccino
Item width mm	300
Item depth mm	580
Item height mm	715
Package volume	0.208
Unit of volume	m3
Package volume	0.208 m3
Package length	40
Package width	65
Package height	80
Package unit of dimension	cm
Package dimensions (LxWxH)	40x65x80 cm
Net weight	54
Net weight	54 kg
Gross weight	65
Package weight	65 kg
Unit of weight	kg
Connection power kW	3
Fuse Size A	16
Connection voltage V	230
Number of phases	1NPE
Frequency Hz	50/60
Electrical cable length mm	1800
Type of electrical connection	Semifixed
Electrical conn. height mm	25
Cold water diam.	15
Cold water flow l/min	2
Cold water min pressure kPa	200
Cold water max pressure kPa	600

Coffee machine Metos Cafina XT6-1G-1CF-WA-SW-0

Cold water conn. height mm	25
Drain diameter	25
Floor drain needed	Yes
Sound level dB	70
Cleaning	automatic washing
Data transfer	USB
Features	250 cups/day
Programmability	programmable

Coffee machine Metos Cafina XT8F-1P-0-WA-0-0

Fully automatic coffee machine for filtercoffee and hot water.
Separate hot water outlet, adjustable temperature (WA)

- selfservice model
- new, innovative design
- TFT 10,4" touch display
- lightning concept
- height adjustable dispenser
- professional stainless steel brewing group
- fully automatic cleaning ensures maximum cleanliness
- Cup or mug? Large or small pot? The XT8-F brews on schedule and dispenses servings of fresh filter coffee according to the relevant requirements.

Options:

- 4 adjustable XT-feet 55-115 mm
- spout for container outlet 180 mm
- spout for container outlet 500 mm
- coffee ground collector with wheels, approx. 15 kg capacity
- coffee ground collector with coulisses, approx. 15 kg capacity



Coffee machine Metos Cafina XT8F-1P-0-WA-0-0

Product capacity	500 filtercoffee,80l.hot water
Item width mm	350
Item depth mm	580/867
Item height mm	630/765/965
Package volume	0.207
Unit of volume	m3
Package volume	0.207 m3
Package length	40
Package width	63
Package height	82
Package unit of dimension	cm
Package dimensions (LxWxH)	40x63x82 cm
Net weight	70
Net weight	70 kg
Gross weight	75
Package weight	75 kg
Unit of weight	kg
Connection power kW	9.5
Connection voltage V	400
Number of phases	3NPE
Frequency Hz	50/60
Electrical cable length mm	1800
Type of electrical connection	Semifixed
Electrical conn. height mm	465
Remarks (electrical)	3 x 16A
Cold water diam.	G3/4"
Cold water thread	External thread
Cold water flow l/min	2
Cold water conn. height mm	192

Coffee machine Metos Cafina XT8F-1P-0-WA-0-0

Drain diameter	25
Floor drain needed	Yes
Sound level dB	70
Cleaning	automatic washing
Data transfer	USB
Features	500 cups/day
Programmability	programmable

Coffee machine Metos Cafina XT8-2G-1CF-WA-FW

Fully automatic coffee machine for coffee specialities. With two grinders (2G)

- separate hot water outlet, adjustable temperature (WA)
- foam wand (FW)
- service model
- new, innovative design
- TFT 8,4" touch display
- lightning concept
- height adjustable outlet for all drinks
- milk foamer system Professional for hot and cold milk foam as well as hot or cold milk (1CF - for one typ of milk)
- professional stainless steel brewing group
- variable pressure system
- tool steel grinding disks
- automatic coffee quality system (ACS)
- cleaning in place (CIP - clean in place)



Coffee machine Metos Cafina XT8-2G-1CF-WA-FW

Product capacity	250 espresso, 200 cappuccino
Item width mm	350
Item depth mm	580
Item height mm	765
Package volume	0.207
Unit of volume	m3
Package volume	0.207 m3
Package length	40
Package width	63
Package height	82
Package unit of dimension	cm
Package dimensions (LxWxH)	40x63x82 cm
Net weight	50.8
Net weight	50.8 kg
Gross weight	65
Package weight	65 kg
Unit of weight	kg
Connection power kW	8.7
Connection voltage V	400
Number of phases	3NPE
Frequency Hz	50
Type of electrical connection	Semifixed
Electrical conn. height mm	25
Cold water diam.	15
Cold water flow l/min	2
Cold water min pressure kPa	200
Cold water max pressure kPa	600
Cold water conn. height mm	25
Drain diameter	25

Coffee machine Metos Cafina XT8-2G-1CF-WA-FW

Floor drain needed	Yes
Sound level dB	70
Cleaning	automatic washing
Data transfer	USB
Features	370 cups/day
Programmability	programmable

Coffee machine Metos Cafina XT8-1G-1CF-WA-FW

Fully automatic coffee machine for coffee specialities. With one grinder (1G)

- separate hot water outlet, adjustable temperature (WA)
- foam wand (FW)
- service model
- new, innovative design
- TFT 8,4" touch display
- lightning concept
- height adjustable outlet for all drinks
- milk foamer system Professional for hot and cold milk foam as well as hot or cold milk (1CF - for one typ of milk)
- professional stainless steel brewing group
- variable pressure system
- tool steel grinding disks
- automatic coffee quality system (ACS)
- cleaning in place (CIP - clean in place)



Coffee machine Metos Cafina XT8-1G-1CF-WA-FW

Product capacity	250 espresso, 200 cappuccino
Item width mm	350
Item depth mm	580
Item height mm	765
Package volume	0.207
Unit of volume	m3
Package volume	0.207 m3
Package length	40
Package width	63
Package height	82
Package unit of dimension	cm
Package dimensions (LxWxH)	40x63x82 cm
Net weight	50.8
Net weight	50.8 kg
Gross weight	65
Package weight	65 kg
Unit of weight	kg
Connection power kW	8.7
Connection voltage V	400
Number of phases	3NPE
Frequency Hz	50
Type of electrical connection	Semifixed
Electrical conn. height mm	25
Cold water diam.	15
Cold water flow l/min	2
Cold water min pressure kPa	200
Cold water max pressure kPa	600
Cold water conn. height mm	25
Drain diameter	25

Coffee machine Metos Cafina XT8-1G-1CF-WA-FW

Floor drain needed	Yes
Sound level dB	70
Cleaning	automatic washing
Data transfer	USB
Features	370 cups/day
Programmability	programmable

Coffee machine Metos Cafina XT8-2G-1TF-WO-0-0

Fully automatic coffee machine for coffee specialities. With two grinders (2G)

- self service model
- new, innovative design
- TFT 8,4" touch display
- lightning concept
- height adjustable outlet for all drinks
- milk foamer system for hot and cold milk foam as well as hot or cold milk (1TF - for one typ of milk))
- professional stainless steel brewing group
- variable pressure system
- tool steel grinding disks
- automatic coffee quality system (ACS)
- cleaning in place (CIP - clean in place)



Coffee machine Metos Cafina XT8-2G-1TF-WO-0-0

Product capacity	250 espresso, 200 cappuccino
Item width mm	350
Item depth mm	580
Item height mm	765
Package volume	0.207
Unit of volume	m3
Package volume	0.207 m3
Package length	40
Package width	63
Package height	82
Package unit of dimension	cm
Package dimensions (LxWxH)	40x63x82 cm
Net weight	50.8
Net weight	50.8 kg
Gross weight	65
Package weight	65 kg
Unit of weight	kg
Connection power kW	8.7
Connection voltage V	400
Number of phases	3NPE
Frequency Hz	50
Type of electrical connection	Semifixed
Electrical conn. height mm	25
Cold water diam.	15
Cold water flow l/min	2
Cold water min pressure kPa	200
Cold water max pressure kPa	600
Cold water conn. height mm	25
Drain diameter	25

Coffee machine Metos Cafina XT8-2G-1TF-WO-0-0

Floor drain needed	Yes
Sound level dB	70
Cleaning	automatic washing
Data transfer	USB
Features	370 cups/day
Programmability	programmable

Coffee machine Metos Cafina XT8-1G-1TF-WO-0-0

Fully automatic coffee machine for coffee specialities. With one grinder (1G)

- self service model
- new, innovative design
- TFT 8,4" touch display
- lightning concept
- height adjustable outlet for all drinks
- milk foamer system for hot and cold milk foam as well as hot or cold milk (1TF - for one typ of milk))
- professional stainless steel brewing group
- variable pressure system
- tool steel grinding disks
- automatic coffee quality system (ACS)
- cleaning in place (CIP - clean in place)



Coffee machine Metos Cafina XT8-1G-1TF-WO-0-0

Product capacity	250 espresso, 200 cappuccino
Item width mm	350
Item depth mm	580
Item height mm	765
Package volume	0.207
Unit of volume	m3
Package volume	0.207 m3
Package length	40
Package width	63
Package height	82
Package unit of dimension	cm
Package dimensions (LxWxH)	40x63x82 cm
Net weight	50.8
Net weight	50.8 kg
Gross weight	65
Package weight	65 kg
Unit of weight	kg
Connection power kW	8.7
Connection voltage V	400
Number of phases	3NPE
Frequency Hz	50
Type of electrical connection	Semifixed
Electrical conn. height mm	25
Cold water diam.	15
Cold water flow l/min	2
Cold water min pressure kPa	200
Cold water max pressure kPa	600
Cold water conn. height mm	25
Drain diameter	25

Coffee machine Metos Cafina XT8-1G-1TF-WO-0-0

Floor drain needed	Yes
Sound level dB	70
Cleaning	automatic washing
Data transfer	USB
Features	370 cups/day
Programmability	programmable

Coffee machine Metos Cafina XT6-2G-1CF-WA-0-0

Fully automatic coffee machine for coffee specialities. Self service model

- new, innovative design
- TFT 8,4" touch display
- lightning concept
- height adjustable dispenser
- innovative milk system with cold milk foam
- professional stainless steel brewing group
- variable pressure system
- two grinder
- tool steel grinding disks
- automatic coffee quality system (ACS)
- cleaning in place (CIP)



Coffee machine Metos Cafina XT6-2G-1CF-WA-0-0

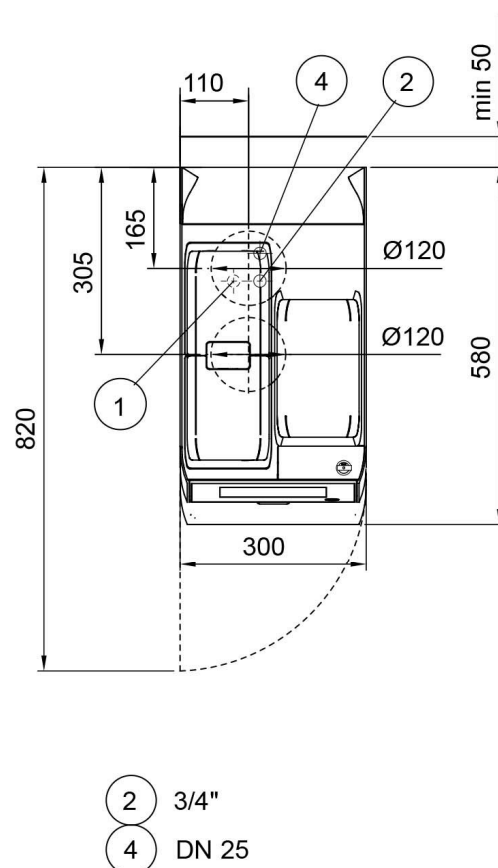
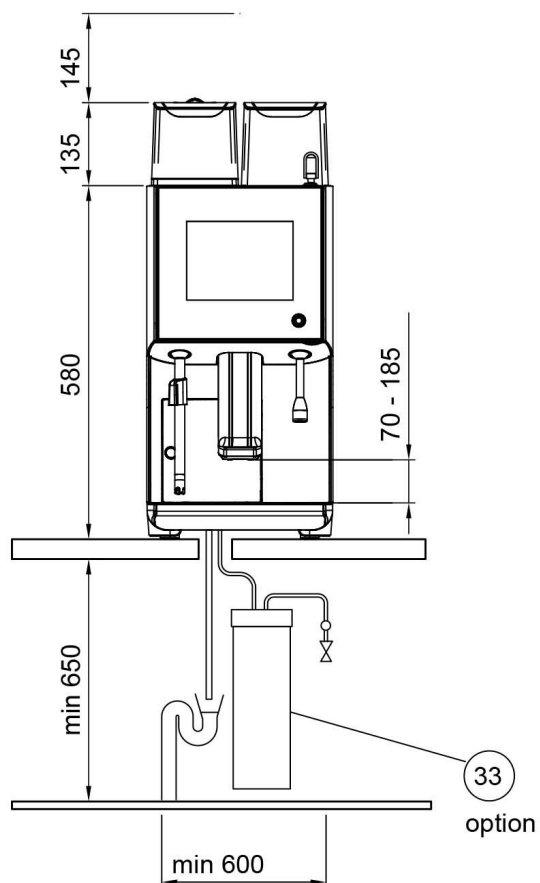
Product capacity	170 espresso, 130 cappuccino
Item width mm	300
Item depth mm	580
Item height mm	715
Package volume	0.208
Unit of volume	m3
Package volume	0.208 m3
Package length	40
Package width	65
Package height	80
Package unit of dimension	cm
Package dimensions (LxWxH)	40x65x80 cm
Net weight	54
Net weight	54 kg
Gross weight	65
Package weight	65 kg
Unit of weight	kg
Connection power kW	3
Fuse Size A	16
Connection voltage V	230
Number of phases	1NPE
Frequency Hz	50/60
Electrical cable length mm	1800
Type of electrical connection	Semifixed
Electrical conn. height mm	25
Cold water diam.	15
Cold water flow l/min	2
Cold water min pressure kPa	200
Cold water max pressure kPa	600

Coffee machine Metos Cafina XT6-2G-1CF-WA-0-0

Cold water conn. height mm	25
Drain diameter	25
Floor drain needed	Yes
Cleaning	automatic washing
Data transfer	USB
Features	250 cups/day
Programmability	programmable



CAFINA XT6



Coffee machine Metos Cafina XT6-1G-0-WA-0-0

Fully automatic coffee machine for coffee specialities. Self service model

- new, innovative design
- TFT 8,4" touch display
- lightning concept
- height adjustable dispenser
- innovative milk system with cold milk foam
- professional stainless steel brewing group
- variable pressure system
- tool steel grinding disks
- automatic coffee quality system (ACS)
- cleaning in place (CIP)



Coffee machine Metos Cafina XT6-1G-0-WA-0-0

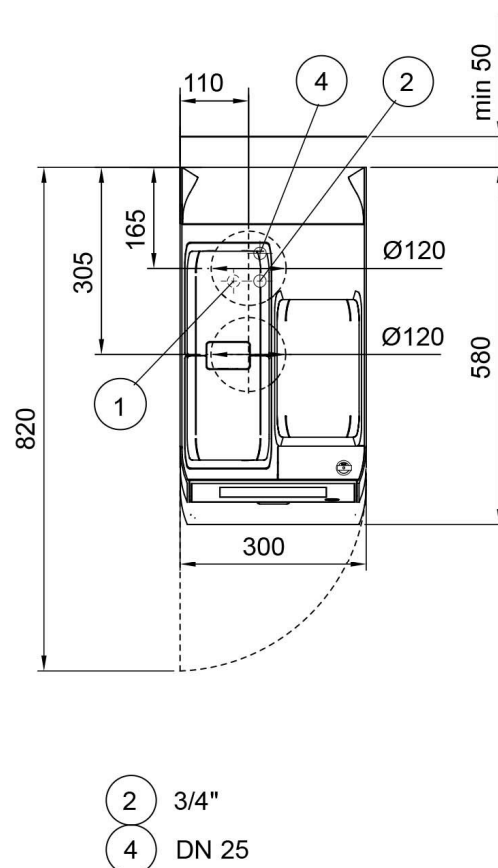
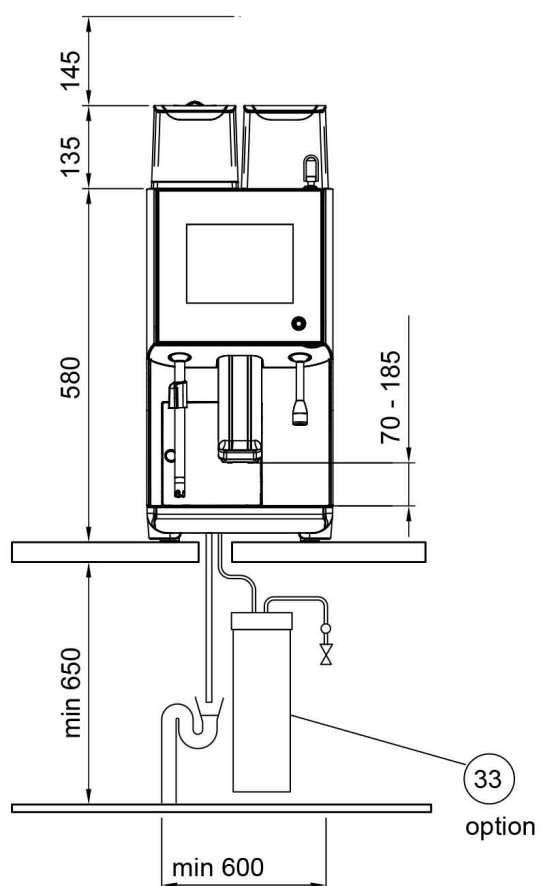
Product capacity	170 espresso, 130 cappuccino
Item width mm	300
Item depth mm	580
Item height mm	715
Package volume	0.208
Unit of volume	m3
Package volume	0.208 m3
Package length	40
Package width	65
Package height	80
Package unit of dimension	cm
Package dimensions (LxWxH)	40x65x80 cm
Net weight	50.8
Net weight	50.8 kg
Gross weight	65
Package weight	65 kg
Unit of weight	kg
Connection power kW	3
Fuse Size A	16
Connection voltage V	230
Number of phases	1NPE
Frequency Hz	50/60
Electrical cable length mm	1800
Type of electrical connection	Semifixed
Electrical conn. height mm	25
Cold water diam.	15
Cold water flow l/min	2
Cold water min pressure kPa	200
Cold water max pressure kPa	600

Coffee machine Metos Cafina XT6-1G-0-WA-0-0

Cold water conn. height mm	25
Drain diameter	25
Floor drain needed	Yes
Cleaning	automatic washing
Data transfer	USB
Features	250 cups/day
Programmability	programmable



CAFINA XT6



Espresso grinder Metos Rancilio MD 40 ST

Small semi-automatic model, 2,5-3,5 kg/h. Manual turn on/off

- grind coffee by pressing button
- manual grinder adjustment
- hopper in food-grade polycarbonate
- motor speed 1350 rpm
- coffee bean container 0,5 kg
- doses can be varied from 5-10 g
- steel grinding burrs Ø50 mm

Accessories(not included in the price):

- Grindz cleaning tablets



Espresso grinder Metos Rancilio MD 40 ST

Product capacity	0,69-0,97 gram / second
Item width mm	140
Item depth mm	335
Item height mm	440
Package volume	0.04
Unit of volume	m3
Package volume	0.04 m3
Package length	20
Package width	40
Package height	50
Package unit of dimension	cm
Package dimensions (LxWxH)	20x40x50 cm
Net weight	9
Net weight	9 kg
Gross weight	10
Package weight	10 kg
Unit of weight	kg
Connection power kW	0.14
Connection voltage V	230
Frequency Hz	50/60
Sound level dB	75
Cleaning	hand wash
Portion size	0,5 kg

Espresso grinder Metos

Rancilio Kryo 65 ST

The LED Soft-Touch control panel allows the barista to program three different doses quickly and efficiently. The large display allows the operating status of the grinderdoser and mill wear to be monitored in real time. The horizontal progress bar monitors the progress of the current grinding operation. The KRYO 65 ST is fitted with a micrometric adjustment device to ensure maximum precision when setting the desired particle size. An anti-accidental rotation lock prevents undesired changes being made to the chosen setting. The flat burrs in 100% steel are subjected to the special ThermoSteel heat treatment to ensure durability. Its die-cast aluminium fins are the heart of the KRYO 65 ST. Thanks to its high heat conductivity, aluminium extracts and rapidly dissipates the heat generated by the movement of the burrs. The low position of the motor with respect to the grinding zone reduces the risk of coffee overheating.

- semiautomatic (ST)version
- motor speed 1350 rpm
- fins in die-cast aluminium
- ThermoSteel treated steel burrs Ø64 mm
- continuous micrometric adjustment with
- anti-accidental rotation lock
- aluminium outlet
- hoppers in food-grade polycarbonate with capacity of 1,3 kg
- aluminium and ABS
- anthracite grey



Espresso grinder Metos Rancilio Kryo 65 ST

Product capacity	1,9-2,5 gram / second
Item width mm	220
Item depth mm	356/385
Item height mm	575
Package volume	0.072
Unit of volume	m3
Package volume	0.072 m3
Package length	30
Package width	40
Package height	60
Package unit of dimension	cm
Package dimensions (LxWxH)	30x40x60 cm
Net weight	13
Net weight	13 kg
Gross weight	15
Package weight	15 kg
Unit of weight	kg
Connection power kW	0.45
Connection voltage V	230
Frequency Hz	50/60
Sound level dB	75
Cleaning	hand wash
Portion size	1,5 kg

CODE: MG4157385

Coffee brewer Metos Excelso XT100

One brewing unit. Water filling manually from the front

€519.00

(N STOCK)

Compare

Add to cart



Full description **Technical specifications** Attachments

GENERAL	
Description	Coffee brewer Metos Excelso XT100
DIMENSIONS AND CAPACITY	
Product capacity	18 litres/hour
Item width mm	190
Item depth mm	370
Item height mm	480
Package volume	0.079 m3
Package dimensions (LxWxH)	47x58x29 cm
Net weight	6 kg
Package weight	8 kg
TECHNICAL INFORMATION	
Connection power kW	2.275
Fuse Size A	10
Connection voltage V	230
Number of phases	1N
Frequency Hz	50
Type of electrical connection	Plug
Electrical conn. height mm	25

Coffee brewer Metos CBS-1251 Plus with one brewing unit

The Metos CBS-1251 Plus coffee brewer is a perfect hot beverage solution for medium- to large-sized venues such as Banquet Halls, Cafeterias and Restaurants. Designed specifically for high-volume batch brewing. Batch buttons are pre-programmed at the factory. If desired the USB port can be used to upload and download recipes.

Cascading spray dome is a patented design which provides even saturation of the coffee bed for maximum extraction. Lime resistant design makes for less service calls.

ECO mode reduces tank temperature during periods of non-operation to cut down on electricity usage.

Plastic brew basket with a capacity of 340 grams and advanced design to provide a deeper bed depth and superior thermal insulation for better extraction.

- one brewing unit for one thermos
- capacity: 56 l/h. Cups/hour when factory setting is used: 240 x 236 ml, 160 x 355 ml, 120 x 473 ml or 96 x 591 ml
- brewing time 2-12 minutes (factory set 5,5 min brew time, 0% prewet, 93°C water, 3 l batch)
- can be used with a 6 litres Luxus thermos
- fixed water connection
- manual hot water tap, on 310 mm height from the table
- plastic brew basket, on 570 mm height from the table
- automatic water filling
- Push Button Interface
- pre-wetting, pulse brew, drip delay, brew time and brew volume programmable
- descale indicator
- ECO mode
- USB
- laser welded tank, 22,3 litres

Extra accessories: (will be charged separately)

- 6 litres Luxus thermos
- filter papers F001
-



brew basket

- water filter cartridges brew basket

- water filter cartridges

Coffee brewer Metos CBS-1251 Plus with one brewing unit

Product capacity	1 x 6 litres thermos
Item width mm	324
Item depth mm	435/572
Item height mm	937
Package volume	0.264
Unit of volume	m3
Package volume	0.264 m3
Package length	61
Package width	46
Package height	94
Package unit of dimension	cm
Package dimensions (LxWxH)	61x46x94 cm
Net weight	24
Net weight	24 kg
Gross weight	29
Package weight	29 kg
Unit of weight	kg
Connection power kW	5.6
Fuse Size A	13
Connection voltage V	400/230
Number of phases	2NPE
Frequency Hz	50
Type of electrical connection	Semifixed
Remarks (electrical)	no cable with machine
Cold water diam.	3/8"
Cold water flow l/min	5
Cold water min pressure kPa	138
Cold water max pressure kPa	517
Drain diameter	19

Coffee brewer Metos CBS-1251 Plus with one brewing unit

Drain conn. inlet	Behind
Floor drain needed	Yes
Cleaning	hand wash
Data transfer	USB
Programmability	programmable
Portion size	6 l

Coffee brewer Metos CBS-1252 Plus with two brewing units

The Metos CBS-1252 Plus coffee brewer is a perfect hot beverage solution for medium- to large-sized venues such as Banquet Halls, Cafeterias and Restaurants. Designed specifically for high-volume batch brewing. Batch buttons are pre-programmed at the factory. If desired the USB port can be used to upload and download recipes.

Cascading spray dome is a patented design which provides even saturation of the coffee bed for maximum extraction. Lime resistant design makes for less service calls.

ECO mode reduces tank temperature during periods of non-operation to cut down on electricity usage.

Plastic brew basket with a capacity of 340 grams and advanced design to provide a deeper bed depth and superior thermal insulation for better extraction.

- two brewing units for two thermos
- capacity: 114 l/h. Cups/hour when factory setting is used: 481 x 236 ml, 320 x 355 ml, 240 x 473 ml or 192 x 591 ml
- brewing time 2-12 minutes (factory set 5,5 min brew time, 0% prewet, 93°C water, 3 l batch)
- can be used with a 6 litres Luxus thermos
- fixed water connection
- manual hot water tap, on 310 mm height from the table
- plastic brew basket, on 570 mm height from the table
- automatic water filling
- Push Button Interface
- pre-wetting, pulse brew, drip delay, brew time and brew volume programmable
- descale indicator
- ECO mode
- USB
- laser welded tank, 39,7 litres

Extra accessories: (will be charged separately)

- 6 litres Luxus thermos
- filter papers F001
-



brew basket

- water filter cartridges brew basket

- water filter cartridges

Coffee brewer Metos CBS-1252 Plus with two brewing units

Product capacity	2 x 6 litres thermos
Item width mm	556
Item depth mm	435/572
Item height mm	937
Package volume	0.396
Unit of volume	m3
Package volume	0.396 m3
Package length	61
Package width	69
Package height	94
Package unit of dimension	cm
Package dimensions (LxWxH)	61x69x94 cm
Net weight	35
Net weight	35 kg
Gross weight	44
Package weight	44 kg
Unit of weight	kg
Connection power kW	13.8
Fuse Size A	22
Connection voltage V	400/230
Number of phases	3NPE
Frequency Hz	50
Type of electrical connection	Semifixed
Remarks (electrical)	no cable with machine
Cold water diam.	3/8"
Cold water flow l/min	5
Cold water min pressure kPa	138
Cold water max pressure kPa	517
Drain diameter	19

Coffee brewer Metos CBS-1252 Plus with two brewing units

Drain conn. inlet	Behind
Floor drain needed	Yes
Cleaning	hand wash
Data transfer	USB
Programmability	programmable
Portion size	2x6 l

Coffee brewer Metos CBS-1231 Plus with one brewing unit

The Metos CBS-1231 Plus coffee brewer is a perfect hot beverage solution for low- to medium-volume self-service environments such as convenience stores, cafeterias, specialty coffee shops, or office coffee service. Designed specifically for smaller batch brewing. Plug and play operation, batch buttons are pre-programmed at the factory. If desired the USB port can be used to upload and download recipes.

Cascading spray dome is a patented design which provides even saturation of the coffee bed for maximum extraction. Lime resistant design makes for less service calls.

ECO mode reduces tank temperature during periods of non-operation to cut down on electricity usage.

Plastic brew basket with a capacity of 227 grams and advanced design to provide a deeper bed depth and superior thermal insulation for better extraction.

- one brewing unit for one thermos
- capacity: 29 l/h. Cups/hour when factory setting is used: 127 x 236 ml, 85 x 355 ml, 63 x 473 ml or 51 x 591 ml
- brewing time 2-12 minutes (factory set 5,5 min brew time, 0% prewet, +93°C water, 3 l batch)
- can be used with a 4 litres Luxus termos or a 3 litres pump termos
- fixed water connection
- manual hot water tap, on 280 mm height from table
- plastic brew basket, output on 370 mm height from table
- automatic water filling
- Push Button Interface
- pre-wetting, pulse brew, drip delay, brew time and brew volume programmable
- descale indicator
- ECO mode
- USB
- laser welded tank, 11,36 litres



accesseories: (will be charged separately)

- 4 litres Luxus thermos
- serving station S4S-10-1
- 3 litres pump thermos
- filter papers F002
- brew basket
- water filter cartridges accesseories: (will be charged separately)
- 4 litres Luxus thermos
- serving station S4S-10-1
- 3 litres pump thermos
- filter papers F002
- brew basket
- water filter cartridges

Coffee brewer Metos CBS-1231 Plus with one brewing unit

Product capacity	2 x 3-4 litres thermos
Item width mm	298
Item depth mm	384/521
Item height mm	664/700
Package volume	0.194
Unit of volume	m3
Package volume	0.194 m3
Package length	45
Package width	56
Package height	77
Package unit of dimension	cm
Package dimensions (LxWxH)	45x56x77 cm
Net weight	13.2
Net weight	13.2 kg
Gross weight	18.6
Package weight	18.6 kg
Unit of weight	kg
Connection power kW	2.8
Fuse Size A	13
Connection voltage V	230
Number of phases	1NPE
Frequency Hz	50
Type of electrical connection	Semifixed
Electrical conn. height mm	181
Remarks (electrical)	CEE 7/7
Cold water diam.	3/8" male
Cold water flow l/min	5
Cold water min pressure kPa	138
Cold water max pressure kPa	517

Coffee brewer Metos CBS-1231 Plus with one brewing unit

Cold water conn. inlet	Bottom;Behind
Cold water conn. height mm	129
Cleaning	hand wash
Data transfer	USB
Programmability	programmable
Portion size	4 l

Coffee brewer Metos CBS-1232 Plus with two brewing units

The Metos CBS-1232 Plus coffee brewer is a perfect hot beverage solution for low- to medium-volume self-service environments such as convenience stores, cafeterias, specialty coffee shops, or office coffee service. Designed specifically for smaller batch brewing. Plug and play operation, batch buttons are pre-programmed at the factory. If desired the USB port can be used to upload and download recipes.

Cascading spray dome is a patented design which provides even saturation of the coffee bed for maximum extraction. Lime resistant design makes for less service calls.

ECO mode reduces tank temperature during periods of non-operation to cut down on electricity usage.

Plastic brew basket with a capacity of 227 grams and advanced design to provide a deeper bed depth and superior thermal insulation for better extraction.

- two brewing units for two thermos
- capacity: 56 l/h. Cups/hour when factory setting is used: 254 x 236 ml, 169 x 355 ml, 127 x 473 ml or 101 x 591 ml
- brewing time 2-12 minutes (factory set 5,5 min brew time, 0% prewet, 93°C water, 3 l batch)
- can be used with a 4 litres Luxus thermos or a 3 litres pump thermos
- fixed water connection
- manual hot water tap, on 280 mm height from the table
- plastic brew basket, on 370 mm height from the table
- automatic water filling
- Push Button Interface
- pre-wetting, pulse brew, drip delay, brew time and brew volume programmable
- descale indicator
- ECO mode
- USB
- laser welded tank, 20,7 litres



accesseories: (will be charged separately)

- 4 litres Luxus thermos
- serving station S4S-10-1
- 3 litres pump thermos
- filter papers F002
- brew basket
- water filter cartridges accesseories: (will be charged separately)
- 4 litres Luxus thermos
- serving station S4S-10-1
- 3 litres pump thermos
- filter papers F002
- brew basket
- water filter cartridges

Coffee brewer Metos CBS-1232 Plus with two brewing units

Product capacity	2 x 3-4 litres thermos
Item width mm	502
Item depth mm	384/521
Item height mm	664/700
Package volume	0.291
Unit of volume	m3
Package volume	0.291 m3
Package length	59
Package width	64
Package height	77
Package unit of dimension	cm
Package dimensions (LxWxH)	59x64x77 cm
Net weight	21.3
Net weight	21.3 kg
Gross weight	24.9
Package weight	24.9 kg
Unit of weight	kg
Connection power kW	5.5
Fuse Size A	13
Connection voltage V	400/230
Number of phases	3NPE
Frequency Hz	50
Type of electrical connection	Semifixed
Remarks (electrical)	no cable with machine
Cold water diam.	3/8" male
Cold water flow l/min	5
Cold water min pressure kPa	138
Cold water max pressure kPa	517
Cold water conn. inlet	Bottom;Behind

Coffee brewer Metos CBS-1232 Plus with two brewing units

Cold water conn. height mm	129
Cleaning	hand wash
Data transfer	USB
Programmability	programmable
Portion size	2x4 l

Coffee brewer Metos CBS-1241 Plus with one brewing unit

The Metos CBS-1241 Plus coffee brewer is a perfect hot beverage solution for medium- to large-sized venues such as Banquet Halls, Cafeterias and Restaurants. Designed specifically for high-volume batch brewing. Batch buttons are pre-programmed at the factory. If desired the USB port can be used to upload and download recipes.

Cascading spray dome is a patented design which provides even saturation of the coffee bed for maximum extraction. Lime resistant design makes for less service calls.

ECO mode reduces tank temperature during periods of non-operation to cut down on electricity usage.

Plastic brew basket with a capacity of 227 grams and advanced design to provide a deeper bed depth and superior thermal insulation for better extraction.

- one brewing unit for one thermos
- capacity: 28 l/h. Cups/hour when factory setting is used: 160 x 236 ml, 107 x 355 ml, 80 x 473 ml or 64 x 591 ml
- brewing time 2-12 minutes (factory set 5,5 min brew time, 0% prewet, 93°C water, 3 l batch)
- can be used with a 4 litres Luxus thermos
- fixed water connection
- manual hot water tap, on 310 mm height from the table
- plastic brew basket, on 540 mm height from the table
- automatic water filling
- Push Button Interface
- pre-wetting, pulse brew, drip delay, brew time and brew volume programmable
- descale indicator
- ECO mode
- USB
- laser welded tank, 15,5 litres

Extra accessories: (will be charged separately)

- 4 litres Luxus thermos, high
- 4 litres Luxus thermos,



low + serving station

- filter papers F002

- brew basket

- water filter cartridges low + serving station

- filter papers F002

- brew basket

- water filter cartridges

Coffee brewer Metos CBS-1241 Plus with one brewing unit

Product capacity	1 x 4 litres thermos
Item width mm	300
Item depth mm	380/520
Item height mm	880
Package volume	0.219
Unit of volume	m3
Package volume	0.219 m3
Package length	56
Package width	44
Package height	89
Package unit of dimension	cm
Package dimensions (LxWxH)	56x44x89 cm
Net weight	17.5
Net weight	17.5 kg
Gross weight	23
Package weight	23 kg
Unit of weight	kg
Connection power kW	2.8
Fuse Size A	13
Connection voltage V	230
Number of phases	1NPE
Frequency Hz	50
Type of electrical connection	Semifixed
Remarks (electrical)	no cable with machine
Cold water diam.	3/8"
Cold water flow l/min	5
Cold water min pressure kPa	138
Cold water max pressure kPa	517
Drain diameter	19

Coffee brewer Metos CBS-1241 Plus with one brewing unit

Drain conn. inlet	Behind
Floor drain needed	Yes
Cleaning	hand wash
Data transfer	USB
Programmability	programmable
Portion size	4 l

Coffee brewer Metos CBS-1242 Plus with two brewing units

The Metos CBS-1242 Plus coffee brewer is a perfect hot beverage solution for medium- to large-sized venues such as Banquet Halls, Cafeterias and Restaurants. Designed specifically for high-volume batch brewing. Batch buttons are pre-programmed at the factory. If desired the USB port can be used to upload and download recipes.

Cascading spray dome is a patented design which provides even saturation of the coffee bed for maximum extraction. Lime resistant design makes for less service calls.

ECO mode reduces tank temperature during periods of non-operation to cut down on electricity usage.

Plastic brew basket with a capacity of 227 grams and advanced design to provide a deeper bed depth and superior thermal insulation for better extraction.

- two brewing units for two thermos
- capacity: 56 l/h. Cups/hour when factory setting is used: 255 x 236 ml, 170 x 355 ml, 128 x 473 ml or 102 x 591 ml
- brewing time 2-12 minutes (factory set 5,5 min brew time, 0% prewet, 93°C water, 3 l batch)
- can be used with a 4 litres Luxus thermos
- fixed water connection
- manual hot water tap, on 310 mm height from the table
- plastic brew basket, on 540 mm height from the table
- automatic water filling
- Push Button Interface
- pre-wetting, pulse brew, drip delay, brew time and brew volume programmable
- descale indicator
- ECO mode
- USB
- laser welded tank, 28,3 litres

Extra accessories: (will be charged separately)

- 4 litres Luxus thermos, high
- 4 litres Luxus



thermos, low + serving station

- filter papers F002

- brew basket

- water filter cartridges thermos, low + serving station

- filter papers F002

- brew basket

- water filter cartridges

Coffee brewer Metos CBS-1242 Plus with two brewing units

Product capacity	2 x 4 litres thermos
Item width mm	500
Item depth mm	380/520
Item height mm	880
Package volume	0.333
Unit of volume	m3
Package volume	0.333 m3
Package length	63.5
Package width	59
Package height	89
Package unit of dimension	cm
Package dimensions (LxWxH)	63.5x59x89 cm
Net weight	21.3
Net weight	21.3 kg
Gross weight	26
Package weight	26 kg
Unit of weight	kg
Connection power kW	5.5
Fuse Size A	13
Connection voltage V	400/230
Number of phases	2NPE
Frequency Hz	50
Type of electrical connection	Semifixed
Remarks (electrical)	no cable with machine
Cold water diam.	3/8"
Cold water flow l/min	5
Cold water min pressure kPa	138
Cold water max pressure kPa	517
Drain diameter	19

Coffee brewer Metos CBS-1242 Plus with two brewing units

Drain conn. inlet	Behind
Floor drain needed	Yes
Cleaning	hand wash
Data transfer	USB
Programmability	programmable
Portion size	2x4 l

Coffee brewer Metos MT100

One brewing unit. Water filling manually from the front

- brewing volume 0,25 - 2,2 ltr
- can be used with 2,1 ltr termos jugs
- basket filter with a leak stop
- jug detector
- acoustic signal for ready coffee
- descale indicator
- double dry boil safety guard
- continuos-flow water boiler

Standard accessories: (included in the offered price)

- basket filter 1 pc
- filtering paper 90/250 25 pcs
- coffee measuring cup 1 pc
- water measuring jug 1 pc

Extra accessories: (will be charged separately)

- lever termos jug 2,1 ltr



Coffee brewer Metos MT100

Product capacity	18 ltr. / approx. 144 cups
Item width mm	205
Item depth mm	380
Item height mm	595
Package volume	0.102
Unit of volume	m3
Package volume	0.102 m3
Package length	48
Package width	69.5
Package height	30.5
Package unit of dimension	cm
Package dimensions (LxWxH)	48x69.5x30.5 cm
Net weight	10
Net weight	10 kg
Gross weight	11
Package weight	11 kg
Unit of weight	kg
Connection power kW	2.1
Fuse Size A	10
Connection voltage V	220-240
Number of phases	1N
Frequency Hz	50/60
Type of electrical connection	Plug
Electrical conn. height mm	25
Cleaning	hand wash
Features	144 cups/hour
Programmability	ready programs
Tap height mm	370

Coffee brewer Metos MT100v without thermos jug

One brewing unit. Water filling manually from the front

- brewing volume 0,25 - 2,7 ltr
- adjustable brewing height(min. 265 mm/ max. 375 mm)
- can be used with 1,85 ltr, 2,1 ltr and 2,4 ltr termos jugs
- basket filter with a leak stop
- jug detector
- acoustic signal for ready coffee
- descale indicator
- double dry boil safety guard
- continuos-flow water boiler

Standard accessories: (included in the offered price)

- basket filter 1 pc
- filtering paper 90/250 25 pcs
- coffee measuring cup 1 pc
- water measuring jug 1 pc

Extra accessories: (will be charged separately)

- termos jug 1,85 ltr
- lever termos jug 2,1 ltr
- termoscontainer with tap 2,4 ltr



Coffee brewer Metos MT100v without thermos jug

Product capacity	18 ltr/h
Item width mm	205
Item depth mm	380/420
Item height mm	545/655
Package volume	0.081
Unit of volume	m3
Package volume	0.081 m3
Package length	30
Package width	45
Package height	60
Package unit of dimension	cm
Package dimensions (LxWxH)	30x45x60 cm
Net weight	9
Net weight	9 kg
Gross weight	11
Package weight	11 kg
Unit of weight	kg
Connection power kW	2.1
Fuse Size A	10
Connection voltage V	220-240
Number of phases	1N
Frequency Hz	50/60
Type of electrical connection	Plug
Electrical conn. height mm	55
Cleaning	hand wash
Features	112 cups/hour
Programmability	ready programs
Tap height mm	320

Coffee brewer Metos MT202W

Two brewing units and one hot water unit. Fixed water connection

- brewing volume 0,25 - 3,0 ltr
- basket filter with a leak stop
- jug detector
- acoustic signal for ready coffee
- descale indicator
- double dry boil safety guard
- extraction function
- error message
- continuous-flow water boiler

Standard accessories: (included in the offered price)

- thermoscontainer 2,4 ltr 2 pcs
- basket filter 2 pc
- filtering paper 90/250 25 pcs
- coffee measuring cup 1 pc
- drip tray
- funnel for deliming
- water hose



Coffee brewer Metos MT202W

Product capacity	36 ltr/h
Item width mm	620
Item depth mm	380
Item height mm	650
Package volume	0.172
Unit of volume	m3
Package volume	0.172 m3
Package length	64
Package width	40
Package height	67
Package unit of dimension	cm
Package dimensions (LxWxH)	64x40x67 cm
Net weight	29
Net weight	29 kg
Gross weight	30
Package weight	30 kg
Unit of weight	kg
Connection power kW	6.3
Fuse Size A	16
Connection voltage V	400
Number of phases	3NPE
Frequency Hz	50
Type of electrical connection	Semifixed
Electrical conn. height mm	55
Cold water diam.	19
Cold water min pressure kPa	400
Cold water conn. height mm	180
Cleaning	hand wash
Features	228+168 cups/hour

Coffee brewer Metos MT202W

Programmability	ready programs
Tap height mm	370

Coffee brewer Metos MT200Wp 230V 1~

One brewing unit and hot water unit. Fixed water connection

- suitable for pumpthermos 2,1 ltr
- basket filter with a leak stop
- jug detector
- acoustic signal for ready coffee
- descale indicator
- double dry boil safety guard
- extraction function
- error message
- continuous-flow water boiler

Standard accessories: (included in the offered price)

- basket filter 1 pc
- filtering paper 90/250 25 pcs
- coffee measuring cup 1 pc
- drip tray
- funnel for deliming
- water hose



Coffee brewer Metos MT200Wp 230V 1~

Product capacity	14 l coffee, 16 l hot water/h
Item width mm	420
Item depth mm	380
Item height mm	595
Package volume	0.173
Unit of volume	m3
Package volume	0.173 m3
Package length	48
Package width	69.5
Package height	52
Package unit of dimension	cm
Package dimensions (LxWxH)	48x69.5x52 cm
Net weight	19
Net weight	19 kg
Gross weight	20
Package weight	20 kg
Unit of weight	kg
Connection power kW	3.2
Fuse Size A	16
Connection voltage V	230
Number of phases	1N
Frequency Hz	50
Type of electrical connection	Plug
Electrical conn. height mm	25
Cold water diam.	19
Cold water min pressure kPa	400
Cold water conn. height mm	25
Cleaning	hand wash
Features	112+128 cups/hour

Coffee brewer Metos MT200Wp 230V 1~

Programmability	ready programs
Tap height mm	320

Coffee brewer Metos MT200v without thermos jug

One brewing unit. Fixed water connection

- brewing volume 0,25 - 2,7 ltr
- adjustable brewing height(min. 265 mm/ max. 375 mm)
- can be used with 1,85 ltr, 2,1 ltr and 2,4 ltr termos jugs
- basket filter with a leak stop
- jug detector
- acoustic signal for ready coffee
- descale indicator
- double dry boil safety guard
- extraction function
- error message
- continuos-flow water boiler

Standard accessories: (included in the offered price)

- basket filter 1 pc
- filtering paper 90/250 25 pcs
- coffee measuring cup 1 pc

Extra accessories: (will be charged separately)

- termos jug 1,85 ltr
- lever termos jug 2,1 ltr
- termoscontainer with tap 2,4 ltr



Coffee brewer Metos MT200v without thermos jug

Product capacity	18 ltr/h
Item width mm	205
Item depth mm	380/420
Item height mm	545/655
Package volume	0.062
Unit of volume	m3
Package volume	0.062 m3
Package length	23
Package width	40
Package height	67
Package unit of dimension	cm
Package dimensions (LxWxH)	23x40x67 cm
Net weight	10
Net weight	10 kg
Gross weight	11
Package weight	11 kg
Unit of weight	kg
Connection power kW	2.1
Fuse Size A	10
Connection voltage V	230
Number of phases	1N
Frequency Hz	50
Type of electrical connection	Plug
Electrical conn. height mm	55
Cold water diam.	19
Cold water min pressure kPa	400
Cold water conn. height mm	210
Cleaning	hand wash
Features	112 cups/hour

Coffee brewer Metos MT200v without thermos jug

Programmability	ready programs
Tap height mm	320

Coffee brewer Metos MT200W

One brewing unit and hot water unit. Fixed water connection

- brewing volume 0,25 - 3,0 ltr
- basket filter with a leak stop
- jug detector
- acoustic signal for ready coffee
- descale indicator
- double dry boil safety guard
- extraction function
- error message
- continuous-flow water boiler

Standard accessories: (included in the offered price)

- thermoscontainer 2,4 ltr 1 pcs
- basket filter 1 pc
- filtering paper 90/250 25 pcs
- coffee measuring cup 1 pc
- drip tray
- funnel for deliming
- water hose



Coffee brewer Metos MT200W

Product capacity	36 ltr/h
Item width mm	420
Item depth mm	380
Item height mm	650
Package volume	0.118
Unit of volume	m3
Package volume	0.118 m3
Package length	44
Package width	40
Package height	67
Package unit of dimension	cm
Package dimensions (LxWxH)	44x40x67 cm
Net weight	19
Net weight	19 kg
Gross weight	20
Package weight	20 kg
Unit of weight	kg
Connection power kW	3.2
Fuse Size A	16
Connection voltage V	230
Number of phases	1N
Frequency Hz	50
Type of electrical connection	Plug
Electrical conn. height mm	55
Cold water diam.	19
Cold water min pressure kPa	400
Cold water conn. height mm	180
Cleaning	hand wash
Features	112+128 cups/hour

Coffee brewer Metos MT200W

Programmability	ready programs
Tap height mm	370

Coffee Brewer Metos MT200

One brewing unit. Fixed water connection

- can be used with 2,1 ltr termos jugs
- basket filter with a leak stop
- jug detector
- acoustic signal for ready coffee
- descale indicator
- double dry boil safety guard
- extraction function
- error message
- continuous-flow water boiler

Standard accessories: (included in the offered price)

- basket filter 1 pc
- filtering paper 90/250 25 pcs
- coffee measuring cup 1 pc

Extra accessories: (will be charged separately)

- lever termos jug 2,1 ltr



Coffee Brewer Metos MT200

Product capacity	18 ltr. / approx. 144 cups
Item width mm	205
Item depth mm	380
Item height mm	585
Package volume	0.055
Unit of volume	m3
Package volume	0.055 m3
Package length	23
Package width	40
Package height	60
Package unit of dimension	cm
Package dimensions (LxWxH)	23x40x60 cm
Net weight	10
Net weight	10 kg
Gross weight	11
Package weight	11 kg
Unit of weight	kg
Connection power kW	2.1
Fuse Size A	10
Connection voltage V	230
Number of phases	1N
Frequency Hz	50
Type of electrical connection	Plug
Electrical conn. height mm	25
Cold water diam.	19
Cold water min pressure kPa	400
Cold water conn. height mm	55
Cleaning	hand wash
Features	144 cups/hour

Coffee Brewer Metos MT200

Programmability	ready programs
Tap height mm	370

Coffee brewer Metos CBS-1221 Plus

One airpot brewing unit and a separate hot water tap. Height to the hot water tap from table top is 50 cm

- perfect for specialty coffee roasters, coffee store chains, fine dining restaurants, just about anyone with high coffee brewing standards
- three pre-programmed batch buttons
- plug and play operation
- automatic water filling
- brewing volume 0,95 - 3,25 liter
- brewing time 4-12 minutes
- can be used with 1,9L(D037), 2,2L(D078), 2,2L(D080), 2,5L(D081) or 3,0L (D041) thermos dispensers
- simple to use digital control panel
- pre-wetting, pulse brew, brew time and brew volume programmable
- CSD - cascading spray dome; water flows over the outer surface instead of through tiny drain holes (competitor models) that can easily become clogged with mineral and scale over a short period of time. Because of its revolutionary design, the CSD completely eliminates spray head lime buildup - a leading reason for service calls. Fewer service calls means lower operating costs and more time producing revenue.
- the USB port can be used to upload and download recipes
- large brew basket(33x12,7cm) in plastic, 33 cm from the bottom, uses F002 filter paper, sensor for basket locked into place or not

Included in the delivery:

- brewer
- large filter holder in plastic
- pump thermos D041, other models on request

Accessories: (will be charged separately)

- filter paper F002
- water filter cartridge
- tall server 1,9L(D037), glass lined pump lever airpot 2,2L(D078), pump lever airpot



2,2L(D080) or pump lever airpot 2,5L(D081) 2,2L(D080) or pump lever airpot 2,5L(D081)

Coffee brewer Metos CBS-1221 Plus

Product capacity	26,5 litres/hour
Item width mm	240
Item depth mm	423/560
Item height mm	660
Package volume	0.166
Unit of volume	m3
Package volume	0.166 m3
Package length	33
Package width	63
Package height	80
Package unit of dimension	cm
Package dimensions (LxWxH)	33x63x80 cm
Net weight	13
Net weight	13 kg
Gross weight	16
Package weight	16 kg
Unit of weight	kg
Connection power kW	2.8
Fuse Size A	12
Connection voltage V	230
Number of phases	1NPE
Frequency Hz	50
Type of electrical connection	Plug
Remarks (electrical)	CEE 7/7
Cold water diam.	1/4"
Cold water flow l/min	5
Cold water min pressure kPa	138
Cold water max pressure kPa	517
Cold water conn. inlet	Bottom;Behind;Left

Coffee brewer Metos CBS-1221 Plus

Cleaning	hand wash
Programmability	programmable
Portion size	3,25 l

CODE: MG4157805

Thermos dispenser Metos CBS Luxus L4S-10

€515.00

€758.00

IN STOCK

Compare

Add to cart



Technical specifications

Attachments

GENERAL

Description	Thermos dispenser Metos CBS Luxus L4S-10
-------------	--

DIMENSIONS AND CAPACITY

Product capacity	4 litres
Item width mm	205
Item depth mm	230
Item height mm	345
Package volume	0.032 m3
Package dimensions (LxWxH)	28x25x45 cm
Net weight	2.5 kg
Package weight	3.5 kg

FEATURES

Cleaning	hand wash
Portion size	4 l

Coffee machine Metos OptiBean X11 with black panel

Metos OptiBean X11 black with the precision in the taste has an X-press brewer, with variable tamping pressure and a recommended daily output: up to 250 beverages. The cup tray is adjustable between 60-115 mm, with maximum height of the tap at 170 mm.

A strong espresso, the perfect cappuccino, a delicious lungo – whatever you prefer to drink; true flavour is in the smallest details. Double outlet for the real espresso experience and a separate hot water tap. The brewing time for a 120 ml cup is 25-30 seconds.

Easy to use support on the swipe 7" touch screen with intuitive user-interface. Black colored front and side panels. Ceramic grinding mechanism (Ditting®) for ultra long-life (±150.000 cups) TWO in ONE; espresso and fresh brew coffee with the help of the variable tamping pressure, 7 levels to choose from.

- Swiss made X-press espresso brewer capacity: 6-20 grams/25-350 ml
- capacity bean hopper: 1 x 2,2 kg / 295 cups, one grinder
- instant canisters: 1 x 3,8 ltr
- one ingredient mixer, with adjustable mixer speed (RPM)
- hourly capacity: 80 cups of single brew, 160 cups of double brew
- by-pass as a standard feature
- waste compartment: 140 pucks
- double cup in one cycle
- easy to clean with easy user support on screen (with animations)
- strength control (also for milk and sugar)
- different background colours in display
- easy to swipe 7" touch screen with intuitive user-interface
- screen saver to show logo, image, video
- OptiLight LED lighting (any colour, RGB)
-



separate hot water tap

- intelligent Energy Save Mode

Options(not included in the price):

- OptiBean X prepared with an extra option for dispensing cold water
- white front and wooden side panels
- cup detection
- cup dispenser
- cup heater
- contacless payment system
- enlargement set for bean hopper
- base cabinet
- cleaning products
- water treatment cartridge separate hot water tap
- intelligent Energy Save Mode

Options(not included in the price):

- OptiBean X prepared with an extra option for dispensing cold water
- white front and wooden side panels
- cup detection
- cup dispenser
- cup heater
- contacless payment system
- enlargement set for bean hopper
- base cabinet
- cleaning products
- water treatment cartridge

Coffee machine Metos OptiBean X11 with black panel

Product capacity	Capacity per hour 80x120 ml
Item width mm	409
Item depth mm	567
Item height mm	780
Package volume	0.154
Unit of volume	m3
Package volume	0.154 m3
Package length	45
Package width	60
Package height	80
Package unit of dimension	cm
Package dimensions (LxWxH)	45x60x80 cm
Net weight	25
Net weight	25 kg
Gross weight	30
Package weight	30 kg
Unit of weight	kg
Connection power kW	1.95
Fuse Size A	10
Connection voltage V	220-240
Number of phases	1NPE
Frequency Hz	50/60
Cold water diam.	3/4"
Remarks (drain)	Floor drain not needed
Energy class rating	A

Coffee machine Metos OptiBean X10 with white panel

Metos OptiBean X10 white the precision in the taste has an X-press brewer, with variable tamping pressure and a recommended daily output: up to 250 beverages. The cup tray is adjustable between 60-115 mm, with maximum height of the tap at 170 mm.

A strong espresso, the perfect cappuccino, a delicious lungo – whatever you prefer to drink; true flavour is in the smallest details. Double outlet for the real espresso experience and a separate hot water tap. The brewing time for a 120 ml cup is 25-30 seconds.

Easy to use support on the swipe 7" touch screen with intuitive user-interface. White colored front panel and wooden side panels. Ceramic grinding mechanism (Ditting®) for ultra long-life (±150.000 cups) TWO in ONE; espresso and fresh brew coffee with the help of the variable tamping pressure, 7 levels to choose from.

- Swiss made X-press espresso brewer capacity: 6-20 grams/25-350 ml
- capacity bean hopper: 1 x 2,2 kg / 295 cups, one grinder
- no instant canisters
- no ingredient mixers
- hourly capacity: 80 cups of single brew, 160 cups of double brew
- by-pass as a standard feature
- waste compartment: 140 pucks
- double cup in one cycle
- easy to clean with easy user support on screen (with animations)
- strength control (also for milk and sugar)
- different background colours in display
- easy to swipe 7" touch screen with intuitive user-interface
- screen saver to show logo, image, video
- OptiLight LED lighting (any colour, RGB)
- separate hot water tap
-



intelligent Energy Save Mode

Options(not included in the price):

- OptiBean X prepared with an extra option for dispensing cold water
- black front and side panels
- cup detection
- cup dispenser
- cup heater
- contactless payment system
- enlargement set for bean hopper
- base cabinet
- cleaning products
- water treatment cartridge intelligent Energy Save Mode

Options(not included in the price):

- OptiBean X prepared with an extra option for dispensing cold water
- black front and side panels
- cup detection
- cup dispenser
- cup heater
- contactless payment system
- enlargement set for bean hopper
- base cabinet
- cleaning products
- water treatment cartridge

Coffee machine Metos OptiBean X10 with white panel

Product capacity	Capacity per hour 80x120 ml
Item width mm	409
Item depth mm	567
Item height mm	780
Package volume	0.154
Unit of volume	m3
Package volume	0.154 m3
Package length	45
Package width	60
Package height	80
Package unit of dimension	cm
Package dimensions (LxWxH)	45x60x80 cm
Net weight	25
Net weight	25 kg
Gross weight	30
Package weight	30 kg
Unit of weight	kg
Connection power kW	1.95
Fuse Size A	10
Connection voltage V	220-240
Number of phases	1NPE
Frequency Hz	50/60
Cold water diam.	3/4"
Remarks (drain)	Floor drain not needed
Energy class rating	A

Coffee machine Metos OptiBean X10 with black panel

Metos OptiBean X10 black with the precision in the taste has an X-press brewer, with variable tamping pressure and a recommended daily output: up to 250 beverages. The cup tray is adjustable between 60-115 mm, with maximum height of the tap at 170 mm.

A strong espresso, the perfect cappuccino, a delicious lungo – whatever you prefer to drink; true flavour is in the smallest details. Double outlet for the real espresso experience and a separate hot water tap. The brewing time for a 120 ml cup is 25-30 seconds.

Easy to use support on the swipe 7" touch screen with intuitive user-interface. Black colored front and side panels. Ceramic grinding mechanism (Ditting®) for ultra long-life (±150.000 cups) TWO in ONE; espresso and fresh brew coffee with the help of the variable tamping pressure, 7 levels to choose from.



- Swiss made X-press espresso brewer capacity: 6-20 grams / 25-350 ml
- capacity bean hopper: 2,2 kg / 295 cups, one grinder
- no instant canisters
- no ingredient mixers
- hourly capacity: 80 cups of single brew, 160 cups of double brew
- by-pass as a standard feature
- waste compartment: 140 pucks
- double cup in one cycle
- easy to clean with easy user support on screen (with animations)
- strength control (also for milk and sugar)
- different background colours in display
- easy to swipe 7" touch screen with intuitive user-interface
- screen saver to show logo, image, video
- OptiLight LED lighting (any colour, RGB)
- separate hot water tap
- intelligent Energy

Save Mode

Options(not included in the price):

- OptiBean X prepared with an extra option for dispensing cold water
- white front and wooden side panels
- cup detection
- cup dispenser
- cup heater
- contactless payment system
- enlargement set for bean hopper
- base cabinet
- cleaning products
- water treatment cartridge Save Mode

Options(not included in the price):

- OptiBean X prepared with an extra option for dispensing cold water
- white front and wooden side panels
- cup detection
- cup dispenser
- cup heater
- contactless payment system
- enlargement set for bean hopper
- base cabinet
- cleaning products
- water treatment cartridge

Coffee machine Metos OptiBean X10 with black panel

Product capacity	Capacity per hour 80x120 ml
Item width mm	409
Item depth mm	567
Item height mm	702/780
Package volume	0.154
Unit of volume	m3
Package volume	0.154 m3
Package length	45
Package width	60
Package height	80
Package unit of dimension	cm
Package dimensions (LxWxH)	45x60x80 cm
Net weight	25
Net weight	25 kg
Gross weight	30
Package weight	30 kg
Unit of weight	kg
Connection power kW	1.95
Fuse Size A	10
Connection voltage V	220-240
Number of phases	1NPE
Frequency Hz	50/60
Electrical conn. inlet	Left;Behind;Bottom
Cold water diam.	3/4"
Cold water conn. inlet	Bottom;Behind;Right
Remarks (drain)	Floor drain not needed
Energy class rating	A

Coffee machine Metos OptiBean X12 with black panel

Metos OptiBean X12 black with the precision in the taste has an X-press brewer, with variable tamping pressure and a recommended daily output: up to 250 beverages. The cup tray is adjustable between 60-115 mm, with maximum height of the tap at 170 mm.

A strong espresso, the perfect cappuccino, a delicious lungo – whatever you prefer to drink; true flavour is in the smallest details. Double outlet for the real espresso experience and a separate hot water tap. The brewing time for a 120 ml cup is 25-30 seconds.

Easy to use support on the swipe 7" touch screen with intuitive user- interface. Black colored front and side panels. Ceramic grinding mechanism (Ditting®) for ultra long-life (±150.000 cups) TWO in ONE; espresso and fresh brew coffee with the help of the variable tamping pressure, 7 levels to choose from.

- Swiss made X-press espresso brewer capacity: 6-20 grams/25-350 ml
- capacity bean hopper: 1 x 2,2 kg / 295 cups, one grinder
- instant canisters: 2 x 1,6 ltr
- one ingredient mixer, with adjustable mixer speed (RPM)
- hourly capacity: 80 cups of single brew, 160 cups of double brew
- by-pass as a standard feature
- waste compartment: 140 pucks
- double cup in one cycle
- easy to clean with easy user support on screen (with animations)
- strength control (also for milk and sugar)
- different background colours in display
- easy to swipe 7" touch screen with intuitive user-interface
- screen saver to show logo, image, video
- OptiLight LED lighting (any colour, RGB)
-



separate hot water tap

- intelligent Energy Save Mode

Options(not included in the price):

- OptiBean X prepared with an extra option for dispensing cold water
- white front and wooden side panels
- cup detection
- cup dispenser
- cup heater
- contacless payment system
- enlargement set for bean hopper
- base cabinet
- cleaning products
- water treatment cartridge separate hot water tap
- intelligent Energy Save Mode

Options(not included in the price):

- OptiBean X prepared with an extra option for dispensing cold water
- white front and wooden side panels
- cup detection
- cup dispenser
- cup heater
- contacless payment system
- enlargement set for bean hopper
- base cabinet
- cleaning products
- water treatment cartridge

Coffee machine Metos OptiBean X12 with black panel

Product capacity	Capacity per hour 80x120 ml
Item width mm	409
Item depth mm	567
Item height mm	780
Package volume	0.154
Unit of volume	m3
Package volume	0.154 m3
Package length	45
Package width	60
Package height	80
Package unit of dimension	cm
Package dimensions (LxWxH)	45x60x80 cm
Net weight	25
Net weight	25 kg
Gross weight	30
Package weight	30 kg
Unit of weight	kg
Connection power kW	1.95
Fuse Size A	10
Connection voltage V	220-240
Number of phases	1NPE
Frequency Hz	50/60
Cold water diam.	3/4"
Remarks (drain)	Floor drain not needed
Energy class rating	A

Coffee machine Metos OptiBean X11 with white panel

Metos OptiBean X11 white with the precision in the taste has an X-press brewer, with variable tamping pressure and a recommended daily output: up to 250 beverages. The cup tray is adjustable between 60-115 mm, with maximum height of the tap at 170 mm.

A strong espresso, the perfect cappuccino, a delicious lungo – whatever you prefer to drink; true flavour is in the smallest details. Double outlet for the real espresso experience and a separate hot water tap. The brewing time for a 120 ml cup is 25-30 seconds.

Easy to use support on the swipe 7" touch screen with intuitive user-interface. White colored front panel and wooden side panels. Ceramic grinding mechanism (Ditting®) for ultra long-life (±150.000 cups) TWO in ONE; espresso and fresh brew coffee with the help of the variable tamping pressure, 7 levels to choose from.

- Swiss made X-press espresso brewer capacity: 6-20 grams/25-350 ml
- capacity bean hopper: 1 x 2,2 kg / 295 cups, one grinder
- instant canisters: 1 x 3,8 ltr
- one ingredient mixer, with adjustable mixer speed (RPM)
- hourly capacity: 80 cups of single brew, 160 cups of double brew
- by-pass as a standard feature
- waste compartment: 140 pucks
- double cup in one cycle
- easy to clean with easy user support on screen (with animations)
- strength control (also for milk and sugar)
- different background colours in display
- easy to swipe 7" touch screen with intuitive user-interface
- screen saver to show logo, image, video
- OptiLight LED lighting (any colour,



RGB)

- separate hot water tap
- intelligent Energy Save Mode

Options(not included in the price):

- OptiBean X prepared with an extra option for dispensing cold water
- black front and side panels
- cup detection
- cup dispenser
- cup heater
- contacless payment system
- enlargement set for bean hopper
- base cabinet
- cleaning products
- water treatment cartridge RGB)
- separate hot water tap
- intelligent Energy Save Mode

Options(not included in the price):

- OptiBean X prepared with an extra option for dispensing cold water
- black front and side panels
- cup detection
- cup dispenser
- cup heater
- contacless payment system
- enlargement set for bean hopper
- base cabinet
- cleaning products
- water treatment cartridge

Coffee machine Metos OptiBean X11 with white panel

Product capacity	Capacity per hour 80x120 ml
Item width mm	409
Item depth mm	567
Item height mm	780
Package volume	0.154
Unit of volume	m3
Package volume	0.154 m3
Package length	45
Package width	60
Package height	80
Package unit of dimension	cm
Package dimensions (LxWxH)	45x60x80 cm
Net weight	25
Net weight	25 kg
Gross weight	30
Package weight	30 kg
Unit of weight	kg
Connection power kW	1.95
Fuse Size A	10
Connection voltage V	220-240
Number of phases	1NPE
Frequency Hz	50/60
Cold water diam.	3/4"
Remarks (drain)	Floor drain not needed
Energy class rating	A

Coffee machine Metos OptiBean X13 with black panel

Metos OptiBean X13 black with the precision in the taste has an X-press brewer, with variable tamping pressure and a recommended daily output: up to 250 beverages. The cup tray is adjustable between 60-115 mm, with maximum height of the tap at 170 mm.

A strong espresso, the perfect cappuccino, a delicious lungo – whatever you prefer to drink; true flavour is in the smallest details. Double outlet for the real espresso experience and a separate hot water tap. The brewing time for a 120 ml cup is 25-30 seconds.

Easy to use support on the swipe 7" touch screen with intuitive user- interface. Black colored front and side panels. Ceramic grinding mechanism (Ditting®) for ultra long-life (±150.000 cups) TWO in ONE; espresso and fresh brew coffee with the help of the variable tamping pressure, 7 levels to choose from.

- Swiss made X-press espresso brewer capacity: 6-20 grams/25-350 ml
- capacity bean hopper: 1 x 2,2 kg / 295 cups, one grinder
- instant canisters: 2 x 0,9 ltr and 1 x 1,4 ltr
- two ingredient mixers, with adjustable mixer speed (RPM)
- hourly capacity: 80 cups of single brew, 160 cups of double brew
- by-pass as a standard feature
- waste compartment: 140 pucks
- double cup in one cycle
- easy to clean with easy user support on screen (with animations)
- strength control (also for milk and sugar)
- different background colours in display
- easy to swipe 7" touch screen with intuitive user-interface
- screen saver to show logo, image, video
- OptiLight LED lighting (any



colour, RGB)

- separate hot water tap
- intelligent Energy Save Mode

Options(not included in the price):

- OptiBean X prepared with an extra option for dispensing cold water
- white front and wooden side panels
- cup detection
- cup dispenser
- cup heater
- contactless payment system
- enlargement set for bean hopper
- base cabinet
- cleaning products
- water treatment cartridge colour, RGB)
- separate hot water tap
- intelligent Energy Save Mode

Options(not included in the price):

- OptiBean X prepared with an extra option for dispensing cold water
- white front and wooden side panels
- cup detection
- cup dispenser
- cup heater
- contactless payment system
- enlargement set for bean hopper
- base cabinet
- cleaning products
- water treatment cartridge

Coffee machine Metos OptiBean X13 with black panel

Product capacity	Capacity per hour 80x120 ml
Item width mm	409
Item depth mm	567
Item height mm	780
Package volume	0.154
Unit of volume	m3
Package volume	0.154 m3
Package length	45
Package width	60
Package height	80
Package unit of dimension	cm
Package dimensions (LxWxH)	45x60x80 cm
Net weight	25
Net weight	25 kg
Gross weight	30
Package weight	30 kg
Unit of weight	kg
Connection power kW	1.95
Fuse Size A	10
Connection voltage V	220-240
Number of phases	1NPE
Frequency Hz	50/60
Cold water diam.	3/4"
Remarks (drain)	Floor drain not needed
Energy class rating	A

Coffee machine Metos OptiBean X12 with white panel

Metos OptiBean X12 white with the precision in the taste has an X-press brewer, with variable tamping pressure and a recommended daily output: up to 250 beverages. The cup tray is adjustable between 60-115 mm, with maximum height of the tap at 170 mm.

A strong espresso, the perfect cappuccino, a delicious lungo – whatever you prefer to drink; true flavour is in the smallest details. Double outlet for the real espresso experience and a separate hot water tap. The brewing time for a 120 ml cup is 25-30 seconds.

Easy to use support on the swipe 7" touch screen with intuitive user- interface. White colored front panel and wooden side panels. Ceramic grinding mechanism (Ditting®) for ultra long-life (±150.000 cups) TWO in ONE; espresso and fresh brew coffee with the help of the variable tamping pressure, 7 levels to choose from.

- Swiss made X-press espresso brewer capacity: 6-20 grams/25-350 ml
- capacity bean hopper: 1 x 2,2 kg / 295 cups, one grinder
- instant canisters: 2 x 1,6 ltr
- one ingredient mixer, with adjustable mixer speed (RPM)
- hourly capacity: 80 cups of single brew, 160 cups of double brew
- by-pass as a standard feature
- waste compartment: 140 pucks
- double cup in one cycle
- easy to clean with easy user support on screen (with animations)
- strength control (also for milk and sugar)
- different background colours in display
- easy to swipe 7" touch screen with intuitive user-interface
- screen saver to show logo, image, video
- OptiLight LED lighting (any colour,



RGB)

- separate hot water tap
- intelligent Energy Save Mode

Options(not included in the price):

- OptiBean X prepared with an extra option for dispensing cold water
- black front and side panels
- cup detection
- cup dispenser
- cup heater
- contactless payment system
- enlargement set for bean hopper
- base cabinet
- cleaning products
- water treatment cartridge RGB)
- separate hot water tap
- intelligent Energy Save Mode

Options(not included in the price):

- OptiBean X prepared with an extra option for dispensing cold water
- black front and side panels
- cup detection
- cup dispenser
- cup heater
- contactless payment system
- enlargement set for bean hopper
- base cabinet
- cleaning products
- water treatment cartridge

Coffee machine Metos OptiBean X12 with white panel

Product capacity	Capacity per hour 80x120 ml
Item width mm	409
Item depth mm	567
Item height mm	780
Package volume	0.154
Unit of volume	m3
Package volume	0.154 m3
Package length	45
Package width	60
Package height	80
Package unit of dimension	cm
Package dimensions (LxWxH)	45x60x80 cm
Net weight	25
Net weight	25 kg
Gross weight	30
Package weight	30 kg
Unit of weight	kg
Connection power kW	1.95
Fuse Size A	10
Connection voltage V	220-240
Number of phases	1NPE
Frequency Hz	50/60
Cold water diam.	3/4"
Remarks (drain)	Floor drain not needed
Energy class rating	A

Coffee machine Metos OptiBean X13 with white panel

Metos OptiBean X13 white with the precision in the taste has an X-press brewer, with variable tamping pressure and a recommended daily output: up to 250 beverages. The cup tray is adjustable between 60-115 mm, with maximum height of the tap at 170 mm.

A strong espresso, the perfect cappuccino, a delicious lungo – whatever you prefer to drink; true flavour is in the smallest details. Double outlet for the real espresso experience and a separate hot water tap. The brewing time for a 120 ml cup is 25-30 seconds.

Easy to use support on the swipe 7" touch screen with intuitive user-interface. White colored front panel and wooden side panels. Ceramic grinding mechanism (Ditting®) for ultra long-life (±150.000 cups) TWO in ONE; espresso and fresh brew coffee with the help of the variable tamping pressure, 7 levels to choose from.

- Swiss made X-press espresso brewer capacity: 6-20 grams/25-350 ml
- capacity bean hopper: 1 x 2,2 kg / 295 cups, one grinder
- instant canisters: 2 x 0,9 ltr and 1 x 1,4 ltr
- two ingredient mixers, with adjustable mixer speed (RPM)
- hourly capacity: 80 cups of single brew, 160 cups of double brew
- by-pass as a standard feature
- waste compartment: 140 pucks
- double cup in one cycle
- easy to clean with easy user support on screen (with animations)
- strength control (also for milk and sugar)
- different background colours in display
- easy to swipe 7" touch screen with intuitive user-interface
- screen saver to show logo, image, video
- OptiLight LED



lighting (any colour, RGB)

- separate hot water tap
- intelligent Energy Save Mode

Options(not included in the price):

- OptiBean X prepared with an extra option for dispensing cold water
- black front and side panels
- cup detection
- cup dispenser
- cup heater
- contactless payment system
- enlargement set for bean hopper
- base cabinet
- cleaning products
- water treatment cartridge lighting (any colour, RGB)
- separate hot water tap
- intelligent Energy Save Mode

Options(not included in the price):

- OptiBean X prepared with an extra option for dispensing cold water
- black front and side panels
- cup detection
- cup dispenser
- cup heater
- contactless payment system
- enlargement set for bean hopper
- base cabinet
- cleaning products
- water treatment cartridge

Coffee machine Metos OptiBean X13 with white panel

Product capacity	Capacity per hour 80x120 ml
Item width mm	409
Item depth mm	567
Item height mm	780
Package volume	0.154
Unit of volume	m3
Package volume	0.154 m3
Package length	45
Package width	60
Package height	80
Package unit of dimension	cm
Package dimensions (LxWxH)	45x60x80 cm
Net weight	25
Net weight	25 kg
Gross weight	30
Package weight	30 kg
Unit of weight	kg
Connection power kW	1.95
Fuse Size A	10
Connection voltage V	220-240
Number of phases	1NPE
Frequency Hz	50/60
Cold water diam.	3/4"
Remarks (drain)	Floor drain not needed
Energy class rating	A

Coffee machine Metos OptiBean X20 with black panel

Metos OptiBean X20 black with the precision in the taste has an X-press brewer, with variable tamping pressure and a recommended daily output: up to 250 beverages. The cup tray is adjustable between 60-115 mm, with maximum height of the tap at 170 mm.

A strong espresso, the perfect cappuccino, a delicious lungo – whatever you prefer to drink; true flavour is in the smallest details. Double outlet for the real espresso experience and a separate hot water tap. The brewing time for a 120 ml cup is 25-30 seconds.

Easy to use support on the swipe 7" touch screen with intuitive user-interface. Black colored front and side panels. Ceramic grinding mechanism (Ditting®) for ultra long-life (±150.000 cups) TWO in ONE; espresso and fresh brew coffee with the help of the variable tamping pressure, 7 levels to choose from.

- Swiss made X-press espresso brewer capacity: 6-20 grams / 25-350 ml
- capacity bean hopper: 2 x 1 kg / 270 cups, one grinder
- no instant canisters
- no ingredient mixers
- hourly capacity: 80 cups of single brew, 160 cups of double brew
- by-pass as a standard feature
- waste compartment: 140 pucks
- double cup in one cycle
- easy to clean with easy user support on screen (with animations)
- strength control (also for milk and sugar)
- different background colours in display
- easy to swipe 7" touch screen with intuitive user-interface
- screen saver to show logo, image, video
- OptiLight LED lighting (any colour, RGB)
- separate hot water tap
- intelligent



Energy Save Mode

Options(not included in the price):

- OptiBean X prepared with an extra option for dispensing cold water
- white front and wooden side panels
- cup detection
- cup dispenser
- cup heater
- contactless payment system
- enlargement set for bean hopper
- base cabinet
- cleaning products
- water treatment cartridge Energy Save Mode

Options(not included in the price):

- OptiBean X prepared with an extra option for dispensing cold water
- white front and wooden side panels
- cup detection
- cup dispenser
- cup heater
- contactless payment system
- enlargement set for bean hopper
- base cabinet
- cleaning products
- water treatment cartridge

Coffee machine Metos OptiBean X20 with black panel

Product capacity	Capacity per hour 80x120 ml
Item width mm	409
Item depth mm	567
Item height mm	780
Package volume	0.154
Unit of volume	m3
Package volume	0.154 m3
Package length	45
Package width	60
Package height	80
Package unit of dimension	cm
Package dimensions (LxWxH)	45x60x80 cm
Net weight	25
Net weight	25 kg
Gross weight	30
Package weight	30 kg
Unit of weight	kg
Connection power kW	1.95
Fuse Size A	10
Connection voltage V	220-240
Number of phases	1NPE
Frequency Hz	50/60
Cold water diam.	3/4"
Remarks (drain)	Floor drain not needed
Energy class rating	A

Coffee machine Metos OptiBean X21 with white panel

Metos OptiBean X21 white with the precision in the taste has an X-press brewer, with variable tamping pressure and a recommended daily output: up to 250 beverages. The cup tray is adjustable between 60-115 mm, with maximum height of the tap at 170 mm.

A strong espresso, the perfect cappuccino, a delicious lungo – whatever you prefer to drink; true flavour is in the smallest details. Double outlet for the real espresso experience and a separate hot water tap. The brewing time for a 120 ml cup is 25-30 seconds.

Easy to use support on the swipe 7" touch screen with intuitive user-interface. White colored front panel and wooden side panels. Ceramic grinding mechanism (Ditting®) for ultra long-life (±150.000 cups) TWO in ONE; espresso and fresh brew coffee with the help of the variable tamping pressure, 7 levels to choose from.

- Swiss made X-press espresso brewer capacity: 6-20 grams/25-350 ml
- capacity bean hopper: 2 x 1 kg / 270 cups, one grinder
- instant canisters: 1 x 3,8 ltr
- one ingredient mixer, with adjustable mixer speed (RPM)
- hourly capacity: 80 cups of single brew, 160 cups of double brew
- by-pass as a standard feature
- waste compartment: 140 pucks
- double cup in one cycle
- easy to clean with easy user support on screen (with animations)
- strength control (also for milk and sugar)
- different background colours in display
- easy to swipe 7" touch screen with intuitive user-interface
- screen saver to show logo, image, video
- OptiLight LED lighting (any colour, RGB)



- separate hot water tap
- intelligent Energy Save Mode

Options(not included in the price):

- OptiBean X prepared with an extra option for dispensing cold water
- black front and side panels
- cup detection
- cup dispenser
- cup heater
- contactless payment system
- enlargement set for bean hopper
- base cabinet
- cleaning products
- water treatment cartridge
- separate hot water tap
- intelligent Energy Save Mode

Options(not included in the price):

- OptiBean X prepared with an extra option for dispensing cold water
- black front and side panels
- cup detection
- cup dispenser
- cup heater
- contactless payment system
- enlargement set for bean hopper
- base cabinet
- cleaning products
- water treatment cartridge

Coffee machine Metos OptiBean X21 with white panel

Product capacity	Capacity per hour 80x120 ml
Item width mm	409
Item depth mm	567
Item height mm	780
Package volume	0.154
Unit of volume	m3
Package volume	0.154 m3
Package length	45
Package width	60
Package height	80
Package unit of dimension	cm
Package dimensions (LxWxH)	45x60x80 cm
Net weight	25
Net weight	25 kg
Gross weight	30
Package weight	30 kg
Unit of weight	kg
Connection power kW	1.95
Fuse Size A	10
Connection voltage V	220-240
Number of phases	1NPE
Frequency Hz	50/60
Cold water diam.	3/4"
Remarks (drain)	Floor drain not needed
Energy class rating	A

Coffee machine Metos OptiBean X20 with white panel

Metos OptiBean X20 white the precision in the taste has an X-press brewer, with variable tamping pressure and a recommended daily output: up to 250 beverages. The cup tray is adjustable between 60-115 mm, with maximum height of the tap at 170 mm.

A strong espresso, the perfect cappuccino, a delicious lungo – whatever you prefer to drink; true flavour is in the smallest details. Double outlet for the real espresso experience and a separate hot water tap. The brewing time for a 120 ml cup is 25-30 seconds.

Easy to use support on the swipe 7" touch screen with intuitive user-interface. White colored front panel and wooden side panels. Ceramic grinding mechanism (Ditting®) for ultra long-life (±150.000 cups) TWO in ONE; espresso and fresh brew coffee with the help of the variable tamping pressure, 7 levels to choose from.

- Swiss made X-press espresso brewer capacity: 6-20 grams/25-350 ml
- capacity bean hopper: 2 x 1 kg / 270 cups, one grinder
- no instant canisters
- no ingredient mixers
- hourly capacity: 80 cups of single brew, 160 cups of double brew
- by-pass as a standard feature
- waste compartment: 140 pucks
- double cup in one cycle
- easy to clean with easy user support on screen (with animations)
- strength control (also for milk and sugar)
- different background colours in display
- easy to swipe 7" touch screen with intuitive user-interface
- screen saver to show logo, image, video
- OptiLight LED lighting (any colour, RGB)
- separate hot water tap
-



intelligent Energy Save Mode

Options(not included in the price):

- OptiBean X prepared with an extra option for dispensing cold water
- black front and side panels
- cup detection
- cup dispenser
- cup heater
- contactless payment system
- enlargement set for bean hopper
- base cabinet
- cleaning products
- water treatment cartridge intelligent Energy Save Mode

Options(not included in the price):

- OptiBean X prepared with an extra option for dispensing cold water
- black front and side panels
- cup detection
- cup dispenser
- cup heater
- contactless payment system
- enlargement set for bean hopper
- base cabinet
- cleaning products
- water treatment cartridge

Coffee machine Metos OptiBean X20 with white panel

Product capacity	Capacity per hour 80x120 ml
Item width mm	409
Item depth mm	567
Item height mm	780
Package volume	0.154
Unit of volume	m3
Package volume	0.154 m3
Package length	45
Package width	60
Package height	80
Package unit of dimension	cm
Package dimensions (LxWxH)	45x60x80 cm
Net weight	25
Net weight	25 kg
Gross weight	30
Package weight	30 kg
Unit of weight	kg
Connection power kW	1.95
Fuse Size A	10
Connection voltage V	220-240
Number of phases	1NPE
Frequency Hz	50/60
Cold water diam.	3/4"
Remarks (drain)	Floor drain not needed
Energy class rating	A

Coffee machine Metos OptiBean X22 with black panel

Metos OptiBean X22 black with the precision in the taste has an X-press brewer, with variable tamping pressure and a recommended daily output: up to 250 beverages. The cup tray is adjustable between 60-115 mm, with maximum height of the tap at 170 mm.

A strong espresso, the perfect cappuccino, a delicious lungo – whatever you prefer to drink; true flavour is in the smallest details. Double outlet for the real espresso experience and a separate hot water tap. The brewing time for a 120 ml cup is 25-30 seconds.

Easy to use support on the swipe 7" touch screen with intuitive user-interface. Black colored front and side panels. Ceramic grinding mechanism (Ditting®) for ultra long-life (±150.000 cups) TWO in ONE; espresso and fresh brew coffee with the help of the variable tamping pressure, 7 levels to choose from.

- Swiss made X-press espresso brewer capacity: 6-20 grams/25-350 ml
- capacity bean hopper: 2 x 1 kg / 270 cups, one grinder
- instant canisters: 2 x 1,6 ltr
- one ingredient mixer, with adjustable mixer speed (RPM)
- hourly capacity: 80 cups of single brew, 160 cups of double brew
- by-pass as a standard feature
- waste compartment: 140 pucks
- double cup in one cycle
- easy to clean with easy user support on screen (with animations)
- strength control (also for milk and sugar)
- different background colours in display
- easy to swipe 7" touch screen with intuitive user-interface
- screen saver to show logo, image, video
- OptiLight LED lighting (any colour, RGB)
-



separate hot water tap

- intelligent Energy Save Mode

Options(not included in the price):

- OptiBean X prepared with an extra option for dispensing cold water
- white front and wooden side panels
- cup detection
- cup dispenser
- cup heater
- contacless payment system
- enlargement set for bean hopper
- base cabinet
- cleaning products
- water treatment cartridge separate hot water tap
- intelligent Energy Save Mode

Options(not included in the price):

- OptiBean X prepared with an extra option for dispensing cold water
- white front and wooden side panels
- cup detection
- cup dispenser
- cup heater
- contacless payment system
- enlargement set for bean hopper
- base cabinet
- cleaning products
- water treatment cartridge

Coffee machine Metos OptiBean X22 with black panel

Product capacity	Capacity per hour 80x120 ml
Item width mm	409
Item depth mm	567
Item height mm	780
Package volume	0.154
Unit of volume	m3
Package volume	0.154 m3
Package length	45
Package width	60
Package height	80
Package unit of dimension	cm
Package dimensions (LxWxH)	45x60x80 cm
Net weight	25
Net weight	25 kg
Gross weight	30
Package weight	30 kg
Unit of weight	kg
Connection power kW	1.95
Fuse Size A	10
Connection voltage V	220-240
Number of phases	1NPE
Frequency Hz	50/60
Cold water diam.	3/4"
Remarks (drain)	Floor drain not needed
Energy class rating	A

Coffee machine Metos OptiBean X22 with white panel

Metos OptiBean X22 white with the precision in the taste has an X-press brewer, with variable tamping pressure and a recommended daily output: up to 250 beverages. The cup tray is adjustable between 60-115 mm, with maximum height of the tap at 170 mm.

A strong espresso, the perfect cappuccino, a delicious lungo – whatever you prefer to drink; true flavour is in the smallest details. Double outlet for the real espresso experience and a separate hot water tap. The brewing time for a 120 ml cup is 25-30 seconds.

Easy to use support on the swipe 7" touch screen with intuitive user-interface. White colored front panel and wooden side panels. Ceramic grinding mechanism (Ditting®) for ultra long-life (±150.000 cups) TWO in ONE; espresso and fresh brew coffee with the help of the variable tamping pressure, 7 levels to choose from.

- Swiss made X-press espresso brewer capacity: 6-20 grams/25-350 ml
- capacity bean hopper: 2 x 1 kg / 270 cups, one grinder
- instant canisters: 2 x 1,6 ltr
- one ingredient mixer, with adjustable mixer speed (RPM)
- hourly capacity: 80 cups of single brew, 160 cups of double brew
- by-pass as a standard feature
- waste compartment: 140 pucks
- double cup in one cycle
- easy to clean with easy user support on screen (with animations)
- strength control (also for milk and sugar)
- different background colours in display
- easy to swipe 7" touch screen with intuitive user-interface
- screen saver to show logo, image, video
- OptiLight LED lighting (any colour, RGB)



- separate hot water tap
- intelligent Energy Save Mode

Options(not included in the price):

- OptiBean X prepared with an extra option for dispensing cold water
- black front and side panels
- cup detection
- cup dispenser
- cup heater
- contactless payment system
- enlargement set for bean hopper
- base cabinet
- cleaning products
- water treatment cartridge
- separate hot water tap
- intelligent Energy Save Mode

Options(not included in the price):

- OptiBean X prepared with an extra option for dispensing cold water
- black front and side panels
- cup detection
- cup dispenser
- cup heater
- contactless payment system
- enlargement set for bean hopper
- base cabinet
- cleaning products
- water treatment cartridge

Coffee machine Metos OptiBean X22 with white panel

Product capacity	Capacity per hour 80x120 ml
Item width mm	409
Item depth mm	567
Item height mm	780
Package volume	0.154
Unit of volume	m3
Package volume	0.154 m3
Package length	45
Package width	60
Package height	80
Package unit of dimension	cm
Package dimensions (LxWxH)	45x60x80 cm
Net weight	25
Net weight	25 kg
Gross weight	30
Package weight	30 kg
Unit of weight	kg
Connection power kW	1.95
Fuse Size A	10
Connection voltage V	220-240
Number of phases	1NPE
Frequency Hz	50/60
Cold water diam.	3/4"
Remarks (drain)	Floor drain not needed
Energy class rating	A

Coffee machine Metos OptiBean X23 with black panel

Metos OptiBean X23 black with the precision in the taste has an X-press brewer, with variable tamping pressure and a recommended daily output: up to 250 beverages. The cup tray is adjustable between 60-115 mm, with maximum height of the tap at 170 mm.

A strong espresso, the perfect cappuccino, a delicious lungo – whatever you prefer to drink; true flavour is in the smallest details. Double outlet for the real espresso experience and a separate hot water tap. The brewing time for a 120 ml cup is 25-30 seconds.

Easy to use support on the swipe 7" touch screen with intuitive user-interface. Black colored front and side panels. Ceramic grinding mechanism (Ditting®) for ultra long-life (±150.000 cups) TWO in ONE; espresso and fresh brew coffee with the help of the variable tamping pressure, 7 levels to choose from.



- Swiss made X-press espresso brewer capacity: 6-20 grams/25-350 ml
- capacity bean hopper: 2 x 1 kg / 270 cups, one grinder
- instant canisters: 2 x 0,9 ltr and 1 x 1,4 ltr
- two ingredient mixers, with adjustable mixer speed (RPM)
- hourly capacity: 80 cups of single brew, 160 cups of double brew
- by-pass as a standard feature
- waste compartment: 140 pucks
- double cup in one cycle
- easy to clean with easy user support on screen (with animations)
- strength control (also for milk and sugar)
- different background colours in display
- easy to swipe 7" touch screen with intuitive user-interface
- screen saver to show logo, image, video
- OptiLight LED lighting (any

colour, RGB)

- separate hot water tap
- intelligent Energy Save Mode

Options(not included in the price):

- OptiBean X prepared with an extra option for dispensing cold water
- white front and wooden side panels
- cup detection
- cup dispenser
- cup heater
- contactless payment system
- enlargement set for bean hopper
- base cabinet
- cleaning products
- water treatment cartridge colour, RGB)
- separate hot water tap
- intelligent Energy Save Mode

Options(not included in the price):

- OptiBean X prepared with an extra option for dispensing cold water
- white front and wooden side panels
- cup detection
- cup dispenser
- cup heater
- contactless payment system
- enlargement set for bean hopper
- base cabinet
- cleaning products
- water treatment cartridge

Coffee machine Metos OptiBean X23 with black panel

Product capacity	Capacity per hour 80x120 ml
Item width mm	409
Item depth mm	567
Item height mm	780
Package volume	0.154
Unit of volume	m3
Package volume	0.154 m3
Package length	45
Package width	60
Package height	80
Package unit of dimension	cm
Package dimensions (LxWxH)	45x60x80 cm
Net weight	25
Net weight	25 kg
Gross weight	30
Package weight	30 kg
Unit of weight	kg
Connection power kW	1.95
Fuse Size A	10
Connection voltage V	220-240
Number of phases	1NPE
Frequency Hz	50/60
Cold water diam.	3/4"
Remarks (drain)	Floor drain not needed
Energy class rating	A

Coffee machine Metos OptiBean X23 with white panel

Metos OptiBean X23 white with the precision in the taste has an X-press brewer, with variable tamping pressure and a recommended daily output: up to 250 beverages. The cup tray is adjustable between 60-115 mm, with maximum height of the tap at 170 mm.

A strong espresso, the perfect cappuccino, a delicious lungo – whatever you prefer to drink; true flavour is in the smallest details. Double outlet for the real espresso experience and a separate hot water tap. The brewing time for a 120 ml cup is 25-30 seconds.

Easy to use support on the swipe 7" touch screen with intuitive user-interface. White colored front panel and wooden side panels. Ceramic grinding mechanism (Ditting®) for ultra long-life (±150.000 cups) TWO in ONE; espresso and fresh brew coffee with the help of the variable tamping pressure, 7 levels to choose from.

- Swiss made X-press espresso brewer capacity: 6-20 grams/25-350 ml
- capacity bean hopper: 2 x 1 kg / 270 cups, one grinder
- instant canisters: 2 x 0,9 ltr and 1 x 1,4 ltr
- two ingredient mixers, with adjustable mixer speed (RPM)
- hourly capacity: 80 cups of single brew, 160 cups of double brew
- by-pass as a standard feature
- waste compartment: 140 pucks
- double cup in one cycle
- easy to clean with easy user support on screen (with animations)
- strength control (also for milk and sugar)
- different background colours in display
- easy to swipe 7" touch screen with intuitive user-interface
- screen saver to show logo, image, video
- OptiLight LED



lighting (any colour, RGB)

- separate hot water tap
- intelligent Energy Save Mode

Options(not included in the price):

- OptiBean X prepared with an extra option for dispensing cold water
- black front and side panels
- cup detection
- cup dispenser
- cup heater
- contactless payment system
- enlargement set for bean hopper
- base cabinet
- cleaning products
- water treatment cartridge lighting (any colour, RGB)
- separate hot water tap
- intelligent Energy Save Mode

Options(not included in the price):

- OptiBean X prepared with an extra option for dispensing cold water
- black front and side panels
- cup detection
- cup dispenser
- cup heater
- contactless payment system
- enlargement set for bean hopper
- base cabinet
- cleaning products
- water treatment cartridge

Coffee machine Metos OptiBean X23 with white panel

Product capacity	Capacity per hour 80x120 ml
Item width mm	409
Item depth mm	567
Item height mm	780
Package volume	0.154
Unit of volume	m3
Package volume	0.154 m3
Package length	45
Package width	60
Package height	80
Package unit of dimension	cm
Package dimensions (LxWxH)	45x60x80 cm
Net weight	25
Net weight	25 kg
Gross weight	30
Package weight	30 kg
Unit of weight	kg
Connection power kW	1.95
Fuse Size A	10
Connection voltage V	220-240
Number of phases	1NPE
Frequency Hz	50/60
Cold water diam.	3/4"
Remarks (drain)	Floor drain not needed
Energy class rating	A

Automatic coffee machine

Metos Egro Next Top Milk

Metos Egro Next Top Milk is an automatic espresso machine that combines clock-accurate, Swiss filtration technology with modern design and extreme ease of use. This model comes with pre-assembled fittings for the optional Top Milk -milk cooler. The machine has two bean hoppers, 1 kg each, and a recommended daily capacity of 300 cups. The total width of the machine and milk cooler is only 600 mm, so the efficient and versatile coffee unit can also fit in a smaller installation space. Standard drinks include espresso, cafe creme, cappuccino, latte and cafe Americano. With the help of the optional powder container, cocoa and other powdered beverages can also be included in the beverage selection.

Metos Egro Next, which makes coffee from fresh beans, offers an easy way to offer customers the most popular specialty coffees, always of uniform quality and without unnecessary waiting. The 10-inch touch screen allows you to select coffee with large icons. The basic screen can be set to either 8 or 16 different coffee drinks that can be selected with the icons. With the help of the informative interface, programming the user's own coffee portions into the device's memory is really quick and easy. In the design of the device, special attention has been paid to the fact that coffee portions are always of uniform quality and that the promised capacity is also realized during peak hours. The machine has separate boilers to heat the water needed for drinks and to produce steam. The bean grinder is self-adjusting and has long-lasting, titanium-coated grinding blades. An advanced



milk frothing system monitors the temperature and frothing rate of the milk and always adjusts the final product to the desired level. The machine can also be supplied with a separate steam tap. This provides more opportunities for dose customization, especially in service use.

Thanks to the large bean hoppers and the informative interface, adding raw materials, emptying the waste bin and cleaning routines take just a few minutes a day. Technical data, images or videos can be downloaded via the USB port. You can also control the functions of the device, view operating data and transfer programs from one device to another by phone. Alarms can also be routed to the phone to provide remote information that the device needs user intervention. Metos Egro Next is suitable for restaurants, hotels, conference rooms, staff dining and destinations where high-quality specialty coffees are an important part of the assortment. Thanks to its quiet running sound, compact size and easy cleaning, the Metos Egro Next is also suitable for office use.

- recommended daily capacity is 300 cups of coffee
- ready-made fittings for the 6.5 liter Top Milk -milk cooler.
- hourly capacity 125 espresso cups
- two coffee bean hoppers, total volume 2 x 1 kg
- waste container emptying interval: about 40 coffee cups
- one coffee bean grinder with durable, titanium-coated grinder blades
- separate hot water tap for tea, adjustable water temperature
- bypass function of the dosing tap, which makes it possible to make Café americano
- 18 g filtration chamber
- a usage counter that registers the cup quantities of beverages made
- large and clear 10-inch touch screen that guides the user with clear icons
- 8 or 16 different shortcuts with product images can be selected for the basic screen
- work area LED lighting
- adjustable serving tap height, which also allows the use of tall glasses
- fast and easy to use cleaning program
- separate, heat-insulated stainless steel boilers for water and steam for the preparation of beverages
- USB connection and remote access via phone
- the monitor can be programmed to display pictures or videos during coffee brewing

ACCESSORIES (to be ordered separately):

- water filter
- cup heater
- powder container
- a 6.5 liter Top

Milk -milk cooler to be installed next to the machine

- GUM waste container to be installed under the machine, emptying interval of about 70 cups of coffee

FACTORY OPTIONS (to be ordered with the device):

- FUM Top Milk -milk cooler to be installed under the machine

- milk cooler accessories (additional pump for the second tank, sensor)

- 2G - separate grinders for both bean containers

- 22 g filtration chamber for making a very large Café americano

- automatic serving tap

- Cool Touch - steam tap

... more details on our web pages

Automatic coffee machine Metos Egro Next Top Milk

Product capacity	129 cups/h cappucino
Item width mm	300
Item depth mm	575
Item height mm	770
Package volume	0.168
Unit of volume	m3
Package volume	0.168 m3
Package length	35
Package width	60
Package height	80
Package unit of dimension	cm
Package dimensions (LxWxH)	35x60x80 cm
Net weight	57
Net weight	57 kg
Gross weight	67
Package weight	67 kg
Unit of weight	kg
Connection power kW	6
Connection voltage V	380-415
Number of phases	3NPE
Frequency Hz	50/60
Cold water diam.	3/8"
Sound level dB	70
Cleaning	automatic washing
Features	300 cups/day
Programmability	programmable

Automatic coffee machine

Metos Egro Next 2G Top Milk

Metos Egro Next Top Milk 2G is an automatic espresso machine that combines clock-accurate, Swiss filtration technology with modern design and extreme ease of use. This model comes with pre-assembled fittings for the optional Top Milk -milk cooler. The machine has two bean hoppers 1 kg each with separate bean grinders. The recommended daily capacity is 300 cups. The total width of the machine and milk cooler is only 600 mm, so the efficient and versatile coffee unit can also fit in a smaller installation space.

Standard drinks include espresso, cafe creme, cappuccino, latte and cafe Americano. With the help of the optional powder container, cocoa and other powdered beverages can also be included in the beverage selection. Metos Egro Next, which makes coffee from fresh beans, offers an easy way to offer customers the most popular specialty coffees, always of uniform quality and without unnecessary waiting.

The 10-inch touch screen allows you to select coffee with large icons. The basic screen can be set to either 8 or 16 different coffee drinks that can be selected with the icons. With the help of the informative interface, programming the user's own coffee portions into the device's memory is really quick and easy. In the design of the device, special attention has been paid to the fact that coffee portions are always of uniform quality and that the promised capacity is also realized during peak hours. . The machine has separate boilers to heat the water needed for drinks and to produce steam. The bean grinders are self-adjusting and have long-lasting,



titanium-coated grinding blades. An advanced milk frothing system monitors the temperature and frothing rate of the milk and always adjusts the final product to the desired level. The machine can also be supplied with a separate steam tap. This provides more opportunities for dose customization, especially in service use.

Thanks to the large bean hoppers and the informative interface, adding raw materials, emptying the waste bin and cleaning routines take just a few minutes a day. Technical data, images or videos can be downloaded via the USB port. You can also control the functions of the device, view operating data and transfer programs from one device to another by phone. Alarms can also be routed to the phone to provide remote information that the device needs user intervention. Metos Ego Next is suitable for restaurants, hotels, conference rooms, staff dining and destinations where high-quality specialty coffees are an important part of the assortment. Thanks to its quiet running sound, compact size and easy cleaning, the Metos Ego Next is also suitable for office use.

- recommended daily capacity is 300 cups of coffee
- ready-made fittings for the 6.5 liter Top Milk -milk cooler.
- hourly capacity 125 espresso cups
- two coffee bean hoppers, total volume 2 x 1 kg
- waste container emptying interval: about 40 coffee cups
- separate coffee bean grinders for both hoppers enables extremely precise grinding when using different types of coffee beans
- coffee bean grinders have durable, titanium-coated grinding blades
- separate hot water tap for tea, adjustable water temperature
- bypass function of the dosing tap, which makes it possible to make Café americano
- 18 g filtration chamber
- a usage counter that registers the cup quantities of beverages made
- large and clear 10-inch touch screen that guides the user with clear icons
- 8 or 16 different shortcuts with product images can be selected for the basic screen
- work area LED lighting
- adjustable serving tap height, which also allows the use of tall glasses
- fast and easy to use cleaning program
- separate, heat-insulated stainless steel boilers for water and steam for the preparation of beverages
- USB connection and remote access via phone
- the monitor can be programmed to display

pictures or videos during coffee brewing

ACCESSORIES (to be ordered separately):

- water filter
- cup heater
- powder container
- Top Milk -milk cooler to be installed next to the machine
- GUM waste container to be installed under the machine, emptying interval of about 70 cups of coffee

FACTORY OPTIONS (to be ordered with the device):

- FUM Top Milk -milk cooler to be installed under the machine
- milk cooler accessories (additional pump for the second tank, sensor)
- 22 g filtration chamber for making a very large Café americano
- automatic serving tap
- Cool Touch - steam tap

... more details on our web pages

Automatic coffee machine Metos Egro Next 2G Top Milk

Product capacity	129 cups/h cappucino
Item width mm	300
Item depth mm	575
Item height mm	770
Package volume	0.168
Unit of volume	m3
Package volume	0.168 m3
Package length	35
Package width	60
Package height	80
Package unit of dimension	cm
Package dimensions (LxWxH)	35x60x80 cm
Net weight	57
Net weight	57 kg
Gross weight	67
Package weight	67 kg
Unit of weight	kg
Connection power kW	6
Connection voltage V	380-415
Number of phases	3NPE
Frequency Hz	50/60
Cold water diam.	3/8"
Sound level dB	70
Cleaning	automatic washing
Features	300 cups/day
Programmability	programmable

Automatic coffee machine

Metos Egro Next 2G Pure-Coffe

Metos Egro Next Pure Coffee 2G is an automatic espresso machine that combines clock-accurate, Swiss filtration technology with modern design and extreme ease of use. The machine has two separate bean grinders and two bean hoppers 1 kg each. The recommended daily capacity is 250 cups. The width of the device is only 300 mm, so it can be installed in a really small space. In this Egro Next model, the standard drinks are espresso, Café crema and Café Americano.

With the help of an optional powder container, cocoa and specialty coffees made from milk powder can also be added to the beverage selection Metos Egro Next, which makes coffee from fresh beans, offers an easy way to offer customers the most popular specialty coffees, always of uniform quality and without unnecessary waiting. The 10-inch touch screen allows you to select coffee with large icons. In the design of the device, special attention has been paid to the fact that coffee portions are always of uniform quality and that the promised capacity is also realized during peak hours. The machine has separate boilers to heat the water needed for drinks and to produce steam. The bean grinder is self-adjusting and has long-lasting, titanium-coated grinding blades.

Thanks to the large bean hoppers and the informative interface, adding raw materials, emptying the waste bin and cleaning routines take just a few minutes a day. Technical data, images or videos can be downloaded via the USB port. You can also control the functions of the device, view operating data and transfer programs from one device to



another by phone. Alarms can also be routed to the phone to provide remote information that the device needs user intervention. Metos Egro Next is suitable for restaurants, hotels, conference rooms, staff dining and destinations where high-quality specialty coffees are an important part of the assortment. Thanks to its quiet running sound, compact size and easy cleaning, the Metos Egro Next is also suitable for office use.

- recommended daily capacity is 250 cups of coffee
- hourly capacity 125 espresso cups
- two coffee bean hoppers, total volume 2 x 1 kg beans
- waste container emptying interval: about 40 coffee cups
- separate coffee bean grinders for both hoppers enables extremely precise grinding when using different types of coffee beans
- coffee bean grinders have durable, titanium-coated grinding blades
- separate hot water tap for tea, adjustable water temperature
- bypass function of the dosing tap, which makes it possible to make Café americano
- 18 g filtration chamber
- a usage counter that registers the cup quantities of beverages made
- large and clear 10-inch touch screen that guides the user with clear icons
- 8 or 16 different shortcuts with product images can be selected for the basic screen
- work area LED lighting
- adjustable serving tap height, which also allows the use of tall glasses
- fast and easy to use cleaning program
- separate, heat-insulated stainless steel boilers for water and steam for the preparation of beverages
- USB connection and remote access via phone
- the monitor can be programmed to display pictures or videos during coffee brewing

ACCESSORIES (to be ordered separately):

- water filter
- cup heater
- powder container
- GUM waste container to be installed under the machine, emptying interval of about 70 cups of coffee

FACTORY OPTIONS (to be ordered with the device):

- 22 g filtration chamber for making a very large Café americano
- automatic serving tap
- Cool Touch - steam tap another by phone. Alarms can also be routed to the phone to provide remote information that the device needs user intervention. Metos Egro Next is suitable for restaurants, hotels, conference rooms, staff dining and destinations where high-quality specialty coffees are an important part of the assortment. Thanks to its quiet running sound, compact size and easy cleaning, the Metos Egro Next is also suitable for office use.

- recommended daily capacity is 250 cups of coffee
- hourly capacity 125 espresso cups
- two coffee bean hoppers, total volume 2 x 1 kg beans
- waste container emptying interval: about 40 coffee cups
- separate coffee bean grinders for both hoppers enables extremely precise grinding when using different types of coffee beans
- coffee bean grinders have durable, titanium-coated grinding blades
- separate hot water tap for tea, adjustable water temperature
- bypass function of the dosing tap, which makes it possible to make Café americano
- 18 g filtration chamber
- a usage counter that registers the cup quantities of beverages made
- large and clear 10-inch touch screen that guides the user with clear icons
- 8 or 16 different shortcuts with product images can be selected for the basic screen

- work area LED lighting
- adjustable serving tap height, which also allows the use of tall glasses
- fast and easy to use cleaning program
- separate, heat-insulated stainless steel boilers for water and steam for the preparation of beverages
- USB connection and remote access via phone
- the monitor can be programmed to display pictures or videos during coffee brewing

ACCESSORIES (to be ordered separately):

- water filter
- cup heater
- powder container
- GUM waste container to be installed under the machine, emptying interval of about 70 cups of coffee

FACTORY OPTIONS (to be ordered with the device):

- 22 g filtration chamber for making a very large Café americano
- automatic serving tap
- Cool Touch - steam tap

Automatic coffee machine Metos Egro Next 2G Pure-Coffe

Product capacity	109 cups/h Cafe Crema
Item width mm	300
Item depth mm	575
Item height mm	770
Package volume	0.168
Unit of volume	m3
Package volume	0.168 m3
Package length	35
Package width	60
Package height	80
Package unit of dimension	cm
Package dimensions (LxWxH)	35x60x80 cm
Net weight	57
Net weight	57 kg
Gross weight	67
Package weight	67 kg
Unit of weight	kg
Connection power kW	6
Connection voltage V	380-415
Number of phases	3NPE
Frequency Hz	50/60
Cold water diam.	3/8"
Sound level dB	70
Cleaning	automatic washing
Features	250 cups/day
Programmability	programmable

Automatic coffee machine

Metos Egro Next 2G Quick Milk

Metos Egro Next Quick Milk 2G is an automatic espresso machine that combines clock-accurate, Swiss filtration technology with modern design and extreme ease of use. This model comes with ready-made fitting parts for the optional Quick Milk milk cooler. The machine has two bean hoppers 1 kg each with separate bean grinders. The recommended daily capacity is 250 cups. The width of the device is only 300 mm, so it can be installed in a really small space. Standard drinks include espresso, cafe creme, cappuccino, latte and cafe Americano. With the help of the optional powder container, cocoa and other powdered beverages can also be included in the beverage selection.

Metos Egro Next, which makes coffee from fresh beans, offers an easy way to offer customers the most popular specialty coffees, always of uniform quality and without unnecessary waiting. The 10-inch touch screen allows you to select coffee with large icons. The basic screen can be set to either 8 or 16 different coffee drinks that can be selected with the icons. With the help of the informative interface, programming the user's own coffee portions into the device's memory is really quick and easy. In the design of the device, special attention has been paid to the fact that coffee portions are always of uniform quality and that the promised capacity is also realized during peak hours.

The machine has separate boilers to heat the water needed for drinks and to produce steam. The bean grinders are self-adjusting and have long-lasting, titanium-coated grinding blades. An advanced milk frothing



system monitors the temperature and frothing rate of the milk and always adjusts the final product to the desired level. The machine can also be supplied with a separate steam tap. This provides more opportunities for dose customization, especially in service use.

Thanks to the large bean hoppers and the informative interface, adding raw materials, emptying the waste bin and cleaning routines take just a few minutes a day. Technical data, images or videos can be downloaded via the USB port. You can also control the functions of the device, view operating data and transfer programs from one device to another by phone. Alarms can also be routed to the phone to provide remote information that the device needs user intervention. Metos Egro Next is suitable for restaurants, hotels, conference rooms, staff dining and destinations where high-quality specialty coffees are an important part of the assortment. Thanks to its quiet running sound, compact size and easy cleaning, the Metos Egro Next is also suitable for office use.

- recommended daily capacity is 250 cups of coffee
- ready-made fittings for a 4-liter Quick Milk -milk cooler.
- hourly capacity 125 espresso cups
- two coffee bean hoppers, total volume 2 x 1 kg beans
- waste container emptying interval: about 40 coffee cups
- separate coffee bean grinders for both hoppers enables extremely precise grinding when using different types of coffee beans
- coffee bean grinders have durable, titanium-coated grinding blades
- separate hot water tap for tea, adjustable water temperature
- bypass function of the dosing tap, which makes it possible to make Café americano
- 18 g filtration chamber
- a usage counter that registers the cup quantities of beverages made
- large and clear 10-inch touch screen that guides the user with clear icons
- 8 or 16 different shortcuts with product images can be selected for the basic screen
- work area LED lighting
- adjustable serving tap height, which also allows the use of tall glasses
- fast and easy to use cleaning program
- separate, heat-insulated stainless steel boilers for water and steam for the preparation of beverages
- USB connection and remote access via phone
- the monitor can be programmed to display pictures or videos during coffee brewing

ACCESSORIES (to be ordered separately):

- water filter
- cup heater
- powder container
- milk cooler
- GUM waste container to be installed under the machine, emptying interval of about 70 cups of coffee

FACTORY OPTIONS (to be ordered with the device):

- FUM Quick milk cooler to be installed under the machine
- Cool Touch - steam tap
- 22 g filtration chamber for making a very large Café americano

... more details on our web pages

Automatic coffee machine Metos Egro Next 2G Quick Milk

Product capacity	120 cups/h cappucino
Item width mm	300
Item depth mm	575
Item height mm	770
Package volume	0.168
Unit of volume	m3
Package volume	0.168 m3
Package length	35
Package width	60
Package height	80
Package unit of dimension	cm
Package dimensions (LxWxH)	35x60x80 cm
Net weight	57
Net weight	57 kg
Gross weight	67
Package weight	67 kg
Unit of weight	kg
Connection power kW	6
Connection voltage V	380-415
Number of phases	3NPE
Frequency Hz	50/60
Cold water diam.	3/8"
Sound level dB	70
Cleaning	automatic washing
Features	250 cups/day
Programmability	programmable

Automatic coffee machine

Metos Egro Next Pure-Coffe

Metos Egro Next Pure Coffee is an automatic espresso machine that combines clock-accurate, Swiss filtration technology with modern design and extreme ease of use. The machine has two bean hoppers, 1 kg each, and a recommended daily capacity of 250 cups. The width of the device is only 300 mm, so it can be installed in a really small space. In this Egro Next model, the standard drinks are espresso, Café crema and Café Americano. With the help of an optional powder container, cocoa and specialty coffees made from milk powder can also be added to the beverage selection.

Metos Egro Next, which makes coffee from fresh beans, offers an easy way to offer customers the most popular specialty coffees, always of uniform quality and without unnecessary waiting. The 10-inch touch screen allows you to select coffee with large icons. In the design of the device, special attention has been paid to the fact that coffee portions are always of uniform quality and that the promised capacity is also realized during peak hours. The machine has separate boilers to heat the water needed for drinks and to produce steam. The bean grinder is self-adjusting and has long-lasting, titanium-coated grinding blades.

Thanks to the large bean hoppers and the informative interface, adding raw materials, emptying the waste bin and cleaning routines take just a few minutes a day. Technical data, images or videos can be downloaded via the USB port. You can also control the functions of the device, view operating data and transfer programs from one device to another by phone. Alarms can also



be routed to the phone to provide remote information that the device needs user intervention. Metos Egro Next is suitable for restaurants, hotels, conference rooms, staff dining and destinations where high-quality specialty coffees are an important part of the assortment. Thanks to its quiet running sound, compact size and easy cleaning, the Metos Egro Next is also suitable for office use.

- recommended daily capacity is 250 cups of coffee
- hourly capacity 125 espresso cups
- two coffee bean hoppers, total volume 2 x 1 kg beans
- waste container emptying interval: about 40 coffee cups
- one coffee bean grinder with durable, titanium-coated grinder blades
- separate hot water tap for tea, adjustable water temperature
- bypass function of the dosing tap, which makes it possible to make Café americano
- 18 g filtration chamber
- a usage counter that registers the cup quantities of beverages made
- large and clear 10-inch touch screen that guides the user with clear icons
- 8 or 16 different shortcuts with product images can be selected for the basic screen
- three operating modes can be selected: queue, direct selection, or self-service mode
- work area LED lighting
- adjustable serving tap height, which also allows the use of tall glasses
- fast and easy to use cleaning program
- separate, heat-insulated stainless steel boilers for water and steam for the preparation of beverages
- USB connection and remote access via phone
- the monitor can be programmed to display pictures or videos during coffee brewing

ACCESSORIES (to be ordered separately):

- water filter
- cup heater
- powder container
- GUM waste container to be installed under the machine, emptying interval of about 70 cups of coffee

FACTORY OPTIONS (to be ordered with the device):

- 2G - separate grinders for both bean containers
- 22 g filtration chamber for making a very large Café americano
- automatic serving tap
- Cool Touch - steam tap be routed to the phone to provide remote information that the device needs user intervention. Metos Egro Next is suitable for restaurants, hotels, conference rooms, staff dining and destinations where high-quality specialty coffees are an important part of the assortment. Thanks to its quiet running sound, compact size and easy cleaning, the Metos Egro Next is also suitable for office use.

- recommended daily capacity is 250 cups of coffee
- hourly capacity 125 espresso cups
- two coffee bean hoppers, total volume 2 x 1 kg beans
- waste container emptying interval: about 40 coffee cups
- one coffee bean grinder with durable, titanium-coated grinder blades
- separate hot water tap for tea, adjustable water temperature
- bypass function of the dosing tap, which makes it possible to make Café americano
- 18 g filtration chamber
- a usage counter that registers the cup quantities of beverages made
- large and clear 10-inch touch screen that guides the user with clear icons
- 8 or 16 different shortcuts with product images can be selected for the basic screen
- three operating modes can be selected: queue, direct selection, or self-service mode
- work area LED lighting
- adjustable serving tap height, which also allows the use of tall glasses

- fast and easy to use cleaning program
- separate, heat-insulated stainless steel boilers for water and steam for the preparation of beverages
- USB connection and remote access via phone
- the monitor can be programmed to display pictures or videos during coffee brewing

ACCESSORIES (to be ordered separately):

- water filter
- cup heater
- powder container
- GUM waste container to be installed under the machine, emptying interval of about 70 cups of coffee

FACTORY OPTIONS (to be ordered with the device):

- 2G - separate grinders for both bean containers
- 22 g filtration chamber for making a very large Café americano
- automatic serving tap
- Cool Touch - steam tap

Automatic coffee machine Metos Egro Next Pure-Coffe

Product capacity	109 cups/h Cafe Crema
Item width mm	300
Item depth mm	575
Item height mm	770
Package volume	0.168
Unit of volume	m3
Package volume	0.168 m3
Package length	35
Package width	60
Package height	80
Package unit of dimension	cm
Package dimensions (LxWxH)	35x60x80 cm
Net weight	57
Net weight	57 kg
Gross weight	67
Package weight	67 kg
Unit of weight	kg
Connection power kW	6
Connection voltage V	380-415
Number of phases	3NPE
Frequency Hz	50/60
Cold water diam.	3/8"
Sound level dB	70
Cleaning	automatic washing
Features	250 cups/day
Programmability	programmable

Automatic coffee machine

Metos Egro Next Quick Milk

Metos Egro Next Quick Milk is an automatic espresso machine that combines clock-accurate, Swiss filtration technology with modern design and extreme ease of use. This model comes with ready-made fitting parts for the optional Quick Milk -milk cooler. The machine has two bean hoppers, 1 kg each, and a recommended daily capacity of 250 cups. The width of the device is only 300 mm, so it can be installed in a really small space. Standard drinks include espresso, cafe creme, cappuccino, latte and cafe Americano. With the help of the optional powder container, cocoa and other powdered beverages can also be included in the beverage selection. Metos Egro Next, which makes coffee from fresh beans, offers an easy way to offer customers the most popular specialty coffees, always of uniform quality and without unnecessary waiting. The 10-inch touch screen allows you to select coffee with large icons. The basic screen can be set to either 8 or 16 different coffee drinks that can be selected with the icons. With the help of the informative interface, programming the user's own coffee portions into the device's memory is really quick and easy. In the design of the device, special attention has been paid to the fact that coffee portions are always of uniform quality and that the promised capacity is also realized during peak hours. The machine has separate boilers to heat the water needed for drinks and to produce steam. The bean grinder is self-adjusting and has long-lasting, titanium-coated grinding blades. An advanced milk frothing system monitors the temperature and frothing rate of



the milk and always adjusts the final product to the desired level. The machine can also be supplied with a separate steam tap. This provides more opportunities for dose customization, especially in service use. Thanks to the large bean hoppers and the informative interface, adding raw materials, emptying the waste bin and cleaning routines take just a few minutes a day. Technical data, images or videos can be downloaded via the USB port. You can also control the functions of the device, view operating data and transfer programs from one device to another by phone. Alarms can also be routed to the phone to provide remote information that the device needs user intervention. Metos Egro Next is suitable for restaurants, hotels, conference rooms, staff dining and destinations where high-quality specialty coffees are an important part of the assortment. Thanks to its quiet running sound, compact size and easy cleaning, the Metos Egro Next is also suitable for office use.

- recommended daily capacity is 250 cups of coffee
- ready-made fittings for a 4-liter Quick Milk milk cooler.
- hourly capacity 125 espresso cups
- two coffee bean hoppers, total volume 2 x 1 kg beans
- waste container emptying interval: about 40 coffee cups
- one coffee bean grinder with durable, titanium-coated grinder blades
- separate hot water tap for tea, adjustable water temperature
- bypass function of the dosing tap, which makes it possible to make Café americano
- 18 g filtration chamber
- a usage counter that registers the cup quantities of beverages made
- large and clear 10-inch touch screen that guides the user with clear icons
- 8 or 16 different shortcuts with product images can be selected for the basic screen
- work area LED lighting
- adjustable serving tap height, which also allows the use of tall glasses
- fast and easy to use cleaning program
- separate, heat-insulated stainless steel boilers for water and steam for the preparation of beverages
- USB connection and remote access via phone
- the monitor can be programmed to display pictures or videos during coffee brewing

ACCESSORIES (to be ordered separately):

- water filter
- cup heater
- powder container
- 4 liter Quick milk cooler
- GUM waste container to be installed under the machine, emptying

interval of about 70 cups of coffee

FACTORY OPTIONS (to be ordered with the device):

- FUM Quick milk cooler to be installed under the machine
- 2G - separate grinders for both bean containers
- 22 g filtration chamber for making a very large Café americano
- Cool Touch - steam tap

... more details on our web pages

Automatic coffee machine Metos Egro Next Quick Milk

Product capacity	120 cups/h cappucino
Item width mm	300
Item depth mm	575
Item height mm	770
Package volume	0.168
Unit of volume	m3
Package volume	0.168 m3
Package length	35
Package width	60
Package height	80
Package unit of dimension	cm
Package dimensions (LxWxH)	35x60x80 cm
Net weight	57
Net weight	57 kg
Gross weight	67
Package weight	67 kg
Unit of weight	kg
Connection power kW	6
Connection voltage V	380-415
Number of phases	3NPE
Frequency Hz	50/60
Cold water diam.	3/8"
Sound level dB	70
Cleaning	automatic washing
Features	250 cups/day
Programmability	programmable

Coffee machine Metos OptiBean X21 with black panel

Metos OptiBean X21 black with the precision in the taste has an X-press brewer, with variable tamping pressure and a recommended daily output: up to 250 beverages. The cup tray is adjustable between 60-115 mm, with maximum height of the tap at 170 mm.

A strong espresso, the perfect cappuccino, a delicious lungo – whatever you prefer to drink; true flavour is in the smallest details. Double outlet for the real espresso experience and a separate hot water tap. The brewing time for a 120 ml cup is 25-30 seconds.

Easy to use support on the swipe 7" touch screen with intuitive user- interface. Black colored front and side panels. Ceramic grinding mechanism (Ditting®) for ultra long-life (±150.000 cups) TWO in ONE; espresso and fresh brew coffee with the help of the variable tamping pressure, 7 levels to choose from.

- Swiss made X-press espresso brewer capacity: 6-20 grams/25-350 ml
- capacity bean hopper: 2 x 1 kg / 270 cups, one grinder
- instant canisters: 1 x 3,8 ltr
- one ingredient mixer, with adjustable mixer speed (RPM)
- hourly capacity: 80 cups of single brew, 160 cups of double brew
- by-pass as a standard feature
- waste compartment: 140 pucks
- double cup in one cycle
- easy to clean with easy user support on screen (with animations)
- strength control (also for milk and sugar)
- different background colours in display
- easy to swipe 7" touch screen with intuitive user-interface
- screen saver to show logo, image, video
- OptiLight LED lighting (any colour, RGB)
-



separate hot water tap

- intelligent Energy Save Mode

Options(not included in the price):

- OptiBean X prepared with an extra option for dispensing cold water
- white front and wooden side panels
- cup detection
- cup dispenser
- cup heater
- contacless payment system
- enlargement set for bean hopper
- base cabinet
- cleaning products
- water treatment cartridge separate hot water tap
- intelligent Energy Save Mode

Options(not included in the price):

- OptiBean X prepared with an extra option for dispensing cold water
- white front and wooden side panels
- cup detection
- cup dispenser
- cup heater
- contacless payment system
- enlargement set for bean hopper
- base cabinet
- cleaning products
- water treatment cartridge

Coffee machine Metos OptiBean X21 with black panel

Product capacity	Capacity per hour 80x120 ml
Item width mm	409
Item depth mm	567
Item height mm	780
Package volume	0.154
Unit of volume	m3
Package volume	0.154 m3
Package length	45
Package width	60
Package height	80
Package unit of dimension	cm
Package dimensions (LxWxH)	45x60x80 cm
Net weight	25
Net weight	25 kg
Gross weight	30
Package weight	30 kg
Unit of weight	kg
Connection power kW	1.95
Fuse Size A	10
Connection voltage V	220-240
Number of phases	1NPE
Frequency Hz	50/60
Cold water diam.	3/4"
Remarks (drain)	Floor drain not needed
Energy class rating	A

Coffee grinder Metos

Grinder GR 22

Dual hopper is portion controlled so you grind only the amount you need. Choose from two different batch sizes with the touch of a button. Grind directly into the brew basket to make grinding and brewing coffee quick and easy.



Coffee grinder Metos Grinder GR 22

Product capacity	2 x 2,3 kg coffee beans
Capacity	510 grams/minute
Item width mm	229
Item depth mm	406
Item height mm	711
Package volume	0.135
Unit of volume	m3
Package volume	0.135 m3
Package length	50.6
Package width	81.1
Package height	32.9
Package unit of dimension	cm
Package dimensions (LxWxH)	50.6x81.1x32.9 cm
Net weight	29
Net weight	29 kg
Gross weight	32
Package weight	32 kg
Unit of weight	kg
Connection power kW	0.5
Fuse Size A	6
Connection voltage V	230
Number of phases	1NPE
Frequency Hz	50
Type of electrical connection	Plug
Electrical conn. height mm	25
Sound level dB	74
Cleaning	hand wash
Features	72-75 dB
Programmability	ready programs

Coffee grinder Metos Grinder GR 22

Portion size	2x2,3 kg
--------------	----------

Coffee grinder Metos Grinder GR 12

Single hopper is portion controlled so you grind only the amount you need. Grind a small, medium or large batch with the touch of a button. Grind directly into the brew basket to make grinding and brewing coffee quick and easy.



Coffee grinder Metos Grinder GR 12

Product capacity	6,8 kg coffee beans
Capacity	510 grams/minute
Item width mm	229
Item depth mm	406
Item height mm	711
Package volume	0.135
Unit of volume	m3
Package volume	0.135 m3
Package length	50.6
Package width	81.1
Package height	32.9
Package unit of dimension	cm
Package dimensions (LxWxH)	50.6x81.1x32.9 cm
Net weight	23
Net weight	23 kg
Gross weight	27
Package weight	27 kg
Unit of weight	kg
Connection power kW	0.5
Fuse Size A	6
Connection voltage V	230
Number of phases	1NPE
Frequency Hz	50
Type of electrical connection	Plug
Electrical conn. height mm	25
Sound level dB	74
Cleaning	hand wash
Features	72-75 dB
Programmability	ready programs

Coffee grinder Metos Grinder GR 12

Portion size	6,8 kg
--------------	--------

Beverage heater Metos

MWR 5n

Heating drinks requires a professional approach. For instance, milk and hot chocolate are particularly vulnerable. With incorrect care unwanted foam can occur, fats may float to the surface and solids could easily stick to the surface of the container. The round profile of the Metos MWRn has especially been designed for heating milk or other beverages, like wine or soy milk for instance. The bain-marie principle works as follows: in the double wall of the container the water is heated evenly around the drink. The drink absorbs the heat from the water casing and heats up without any risk. The maximum temperature setting is 85°C to prevent fats from separating and floating to the surface. The water heats up in about 22 minutes, the milk and plant drinks in a slightly longer time. Room-temperature drinks heat up faster than cold ones.

- au-bain-marie heating system
- ideal for milk, vegetarian drinks, glühwein and other beverages
- synthetic grips
- no-drip tap
- thermostatic temperature control
- easy to clean
- boil-dry safety guard
- stainless steel



Beverage heater Metos MWR 5n

Item width mm	200
Item depth mm	415
Package volume	0.046
Unit of volume	m3
Package volume	0.046 m3
Package length	51.5
Package width	30
Package height	30
Package unit of dimension	cm
Package dimensions (LxWxH)	51.5x30x30 cm
Net weight	10
Net weight	10 kg
Gross weight	12
Package weight	12 kg
Unit of weight	kg
Connection power kW	3.2
Fuse Size A	16
Connection voltage V	230
Number of phases	1N
Frequency Hz	50
Type of electrical connection	Plug
Electrical conn. height mm	25
Raw material	stainless steel
Cleaning	hand wash
Temperature area °C	+68°C - +85°C
Tap height mm	129
Portion size	5 l

Water heater insulated

Metos WKT-D10n HA

Table model, insulated. Manual water filling
- volume 10 ltr



Water heater insulated Metos WKT-D10n HA

Product capacity	30 litres/hour
Item width mm	D307
Item depth mm	427
Package volume	0.043
Unit of volume	m3
Package volume	0.043 m3
Package length	31
Package width	31
Package height	45
Package unit of dimension	cm
Package dimensions (LxWxH)	31x31x45 cm
Net weight	9
Net weight	9 kg
Gross weight	10
Package weight	10 kg
Unit of weight	kg
Connection power kW	3.2
Fuse Size A	16
Connection voltage V	230
Number of phases	1NPE
Frequency Hz	50
Type of electrical connection	Plug
Electrical conn. height mm	25
Raw material	stainless steel
Cleaning	hand wash
Temperature area °C	+20°C - +97°C
Tap height mm	125
Portion size	10 l

Water boiler Metos WKT 3n VA

Table model. Fixed water connection
- volume 2 ltr



Water boiler Metos WKT 3n VA

Product capacity	21 ltr hot water / hour
Item width mm	215
Item depth mm	280
Item height mm	445
Package volume	0.056
Unit of volume	m3
Package volume	0.056 m3
Package length	35
Package width	53
Package height	30
Package unit of dimension	cm
Package dimensions (LxWxH)	35x53x30 cm
Net weight	5
Net weight	5 kg
Gross weight	7
Package weight	7 kg
Unit of weight	kg
Connection power kW	2.1
Fuse Size A	14
Connection voltage V	240
Number of phases	1N
Frequency Hz	50
Type of electrical connection	Plug
Electrical conn. height mm	25
Cold water diam.	19
Cold water min pressure kPa	400
Cold water conn. height mm	25
Raw material	stainless steel
Cleaning	hand wash

Water boiler Metos WKT 3n VA

Temperature area °C	+84°C – +98°C
Tap height mm	160
Portion size	2 l

Water heater Metos WKI 10n 230V1~

All model. Olume 10 l



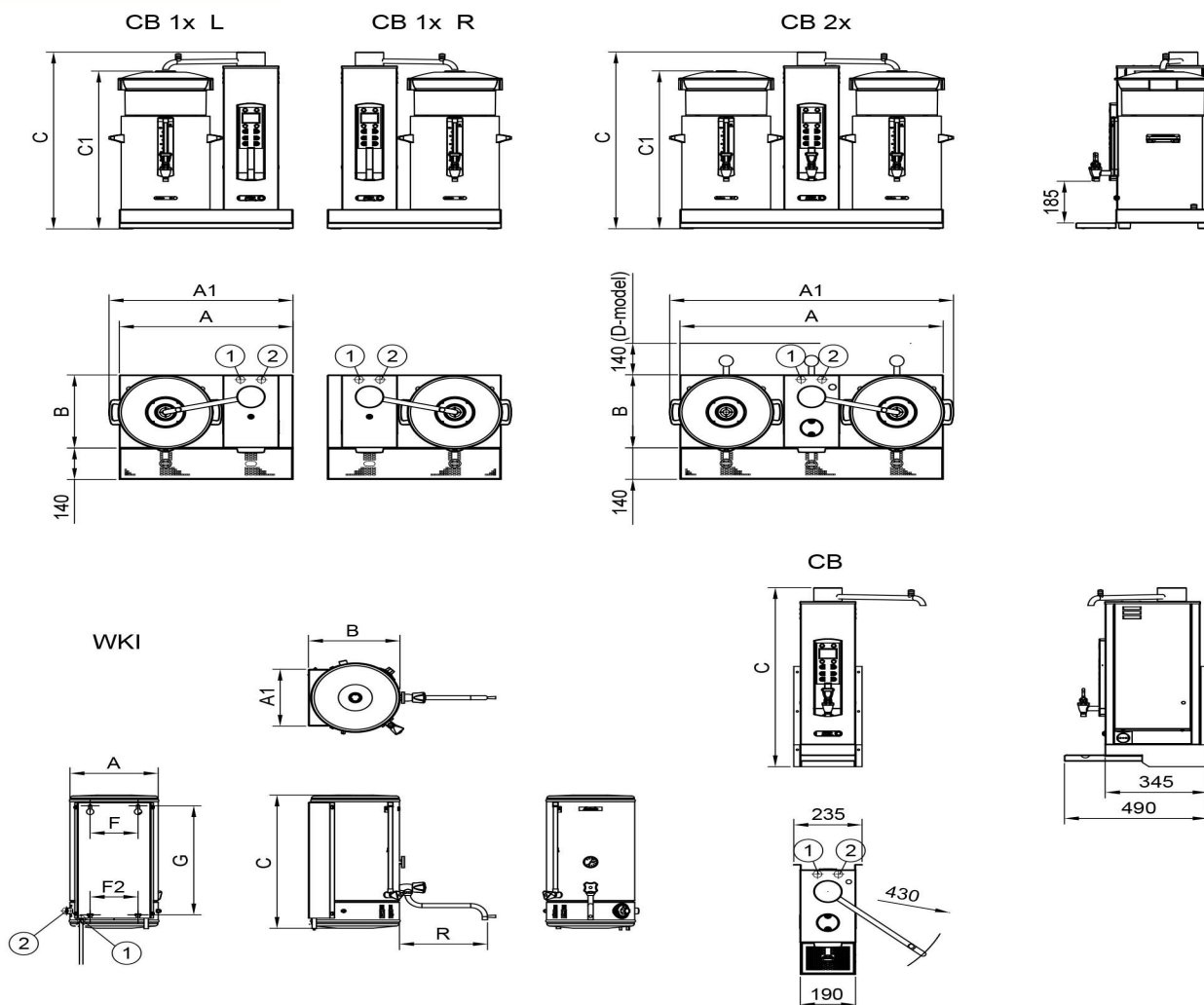
Water heater Metos WKI 10n 230V1~

Product capacity	30 litres/hour
Item width mm	Ø240
Item depth mm	224
Item height mm	520
Package volume	0.045
Unit of volume	m ³
Package volume	0.045 m ³
Package length	27.5
Package width	29
Package height	57
Package unit of dimension	cm
Package dimensions (LxWxH)	27.5x29x57 cm
Net weight	10
Net weight	10 kg
Gross weight	11
Package weight	11 kg
Unit of weight	kg
Connection power kW	3.2
Fuse Size A	16
Connection voltage V	230
Number of phases	1N
Frequency Hz	50
Type of electrical connection	Plug
Electrical conn. height mm	20
Remarks (electrical)	P
Cold water diam.	3/4"
Cold water min pressure kPa	200
Cold water conn. height mm	30
Raw material	stainless steel

Water heater Metos WKI 10n 230V1~

Cleaning	hand wash
Temperature area °C	0°C - +97°C
Portion size	10 l

METOS COMBI-LINE



Metos	A	A1	B	C	C1	R	F	F2	G
CB 1 x 5 L /R /W	530		325	692	611				
CB 1 x 10 L /R /W	599	634	325	784	702				
CB 1 x 20 L /R /W	653	693	360	886	803				
CB 2 x 5 /W /D	770	818	325	692	611				
CB 2 x 10 /W /D	907	977	325	784	702				
CB 2 x 20 /W	1015	1095	360	886	808				
WKI 10	Ø224	188	249	523		255	124	74	432
WKI 20	Ø304	253	312	578		303	165	165	484
WKI 40	Ø382	316	404	685		338	165	165	565
WKI 60	Ø382	316	404	856		338	165	165	740
WKI 80	Ø444	367	456	890		338	250	250	780
CB 5 /W				700					
CB 10 /W				800					
CB 20 /W				800					

Water heater Metos WKI 20n6 400V3N~

All model. Olume 20



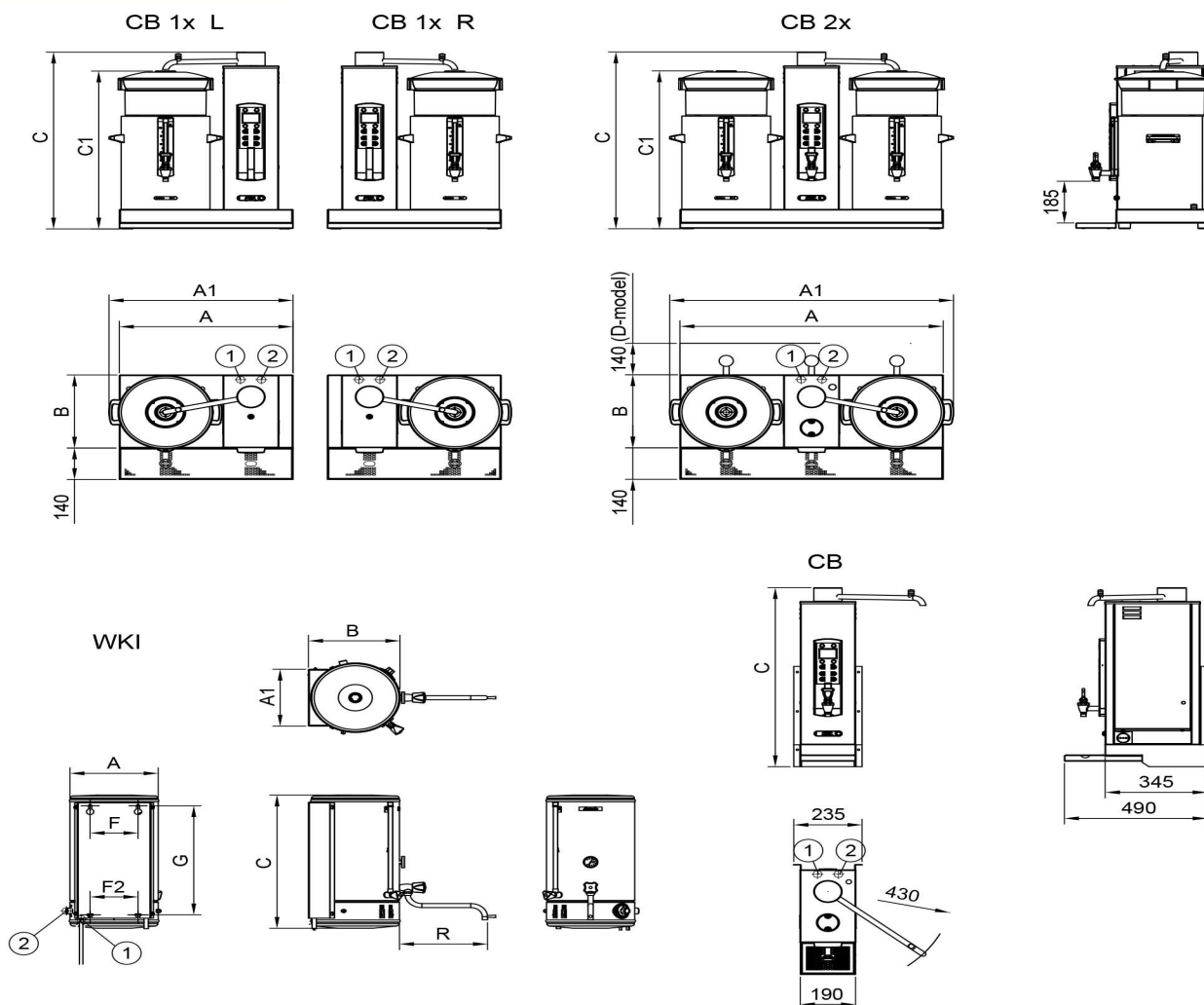
Water heater Metos WKI 20n6 400V3N~

Product capacity	60 litres/hour
Item width mm	D304
Item depth mm	585
Package volume	0.16
Unit of volume	m3
Package volume	0.16 m3
Package length	46
Package width	44
Package height	79
Package unit of dimension	cm
Package dimensions (LxWxH)	46x44x79 cm
Net weight	16
Net weight	16 kg
Gross weight	17
Package weight	17 kg
Unit of weight	kg
Connection power kW	6.6
Fuse Size A	10
Connection voltage V	400
Number of phases	3NPE
Frequency Hz	50
Type of electrical connection	Semifixed
Electrical conn. height mm	25
Remarks (electrical)	P
Cold water diam.	3/4"
Cold water min pressure kPa	200
Cold water conn. height mm	30
Raw material	stainless steel
Cleaning	hand wash

Water heater Metos WKI 20n6 400V3N~

Temperature area °C	0°C - +97°C
Power range kW	6
Portion size	20 l

METOS COMBI-LINE



Metos	A	A1	B	C	C1	R	F	F2	G
CB 1 x 5 L /R /W	530		325	692	611				
CB 1 x 10 L /R /W	599	634	325	784	702				
CB 1 x 20 L /R /W	653	693	360	886	803				
CB 2 x 5 /W /D	770	818	325	692	611				
CB 2 x 10 /W /D	907	977	325	784	702				
CB 2 x 20 /W	1015	1095	360	886	808				
WKI 10	Ø224	188	249	523		255	124	74	432
WKI 20	Ø304	253	312	578		303	165	165	484
WKI 40	Ø382	316	404	685		338	165	165	565
WKI 60	Ø382	316	404	856		338	165	165	740
WKI 80	Ø444	367	456	890		338	250	250	780
CB 5 /W				700					
CB 10 /W				800					
CB 20 /W				800					

Water heater Metos WKI 40n 400V3N~

All model. Olume 40



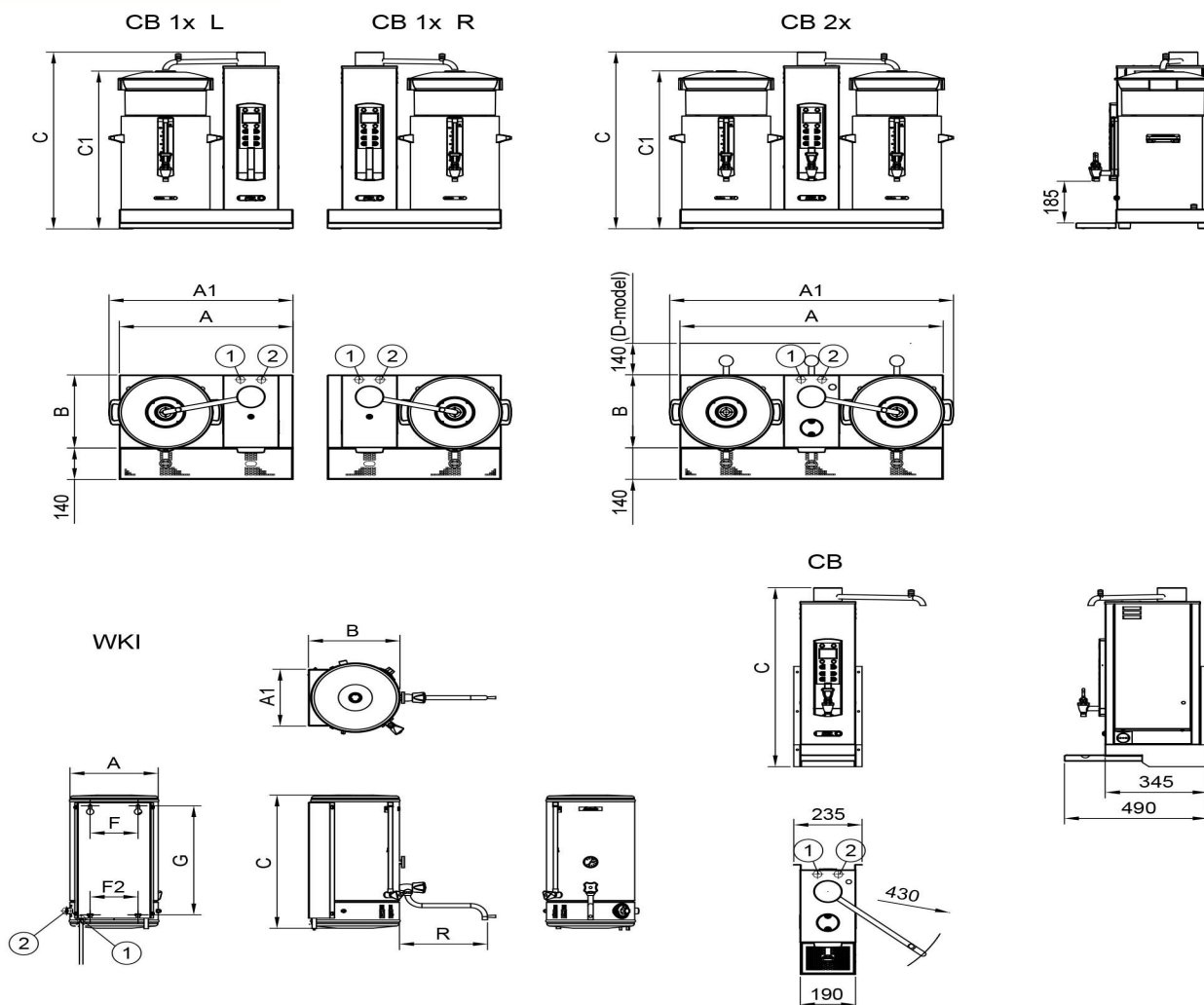
Water heater Metos WKI 40n 400V3N~

Product capacity	90 litres/hour
Item width mm	D388
Item depth mm	685
Package volume	0.267
Unit of volume	m3
Package volume	0.267 m3
Package length	87
Package width	58
Package height	53
Package unit of dimension	cm
Package dimensions (LxWxH)	87x58x53 cm
Net weight	21
Net weight	21 kg
Gross weight	22
Package weight	22 kg
Unit of weight	kg
Connection power kW	9.6
Fuse Size A	16
Connection voltage V	400
Number of phases	3NPE
Frequency Hz	50
Type of electrical connection	Semifixed
Electrical conn. height mm	25
Remarks (electrical)	P
Cold water diam.	3/4"
Cold water min pressure kPa	200
Cold water conn. height mm	30
Raw material	stainless steel
Cleaning	hand wash

Water heater Metos WKI 40n 400V3N~

Temperature area °C	0°C - +97°C
Portion size	40 l

METOS COMBI-LINE



Metos	A	A1	B	C	C1	R	F	F2	G
CB 1 x 5 L /R /W	530		325	692	611				
CB 1 x 10 L /R /W	599	634	325	784	702				
CB 1 x 20 L /R /W	653	693	360	886	803				
CB 2 x 5 /W /D	770	818	325	692	611				
CB 2 x 10 /W /D	907	977	325	784	702				
CB 2 x 20 /W	1015	1095	360	886	808				
WKI 10	Ø224	188	249	523		255	124	74	432
WKI 20	Ø304	253	312	578		303	165	165	484
WKI 40	Ø382	316	404	685		338	165	165	565
WKI 60	Ø382	316	404	856		338	165	165	740
WKI 80	Ø444	367	456	890		338	250	250	780
CB 5 /W				700					
CB 10 /W				800					
CB 20 /W				800					

Water boiler Metos WKI 20n3

The Metos WKI range makes a constant hot water always available. The water boiler refills automatically when water is drawn off. They are flexible in use and therefore ideal for professional use. Water is drawn off as needed without loss of temperature. Wall mounted which makes them ideal for saving counter space.

-volume 20 litres



Water boiler Metos WKI 20n3

Product capacity	30 litres/hour
Item width mm	Ø304
Item depth mm	304
Item height mm	585
Package volume	0.142
Unit of volume	m3
Package volume	0.142 m3
Package length	66
Package width	44
Package height	49
Package unit of dimension	cm
Package dimensions (LxWxH)	66x44x49 cm
Net weight	13
Net weight	13 kg
Gross weight	16
Package weight	16 kg
Unit of weight	kg
Connection power kW	3
Fuse Size A	13
Connection voltage V	220-240
Number of phases	1NPE
Frequency Hz	50/60
Type of electrical connection	Plug
Electrical conn. height mm	20
Remarks (electrical)	P
Cold water diam.	3/4"
Cold water min pressure kPa	100
Cold water max pressure kPa	180
Cold water conn. height mm	30

Water boiler Metos WKI 20n3

Raw material	stainless steel
Cleaning	hand wash
Temperature area °C	0°C - +97°C
Power range kW	3
Portion size	20 l



По вопросам продаж и поддержки обращайтесь:

Алматы (727)345-47-04
Ангарск (3955)60-70-56
Архангельск (8182)63-90-72
Астрахань (8512)99-46-04
Барнаул (3852)73-04-60
Белгород (4722)40-23-64
Благовещенск (4162)22-76-07
Брянск (4832)59-03-52
Владивосток (423)249-28-31
Владикавказ (8672)28-90-48
Владимир (4922)49-43-18
Волгоград (844)278-03-48
Вологда (8172)26-41-59
Воронеж (473)204-51-73
Екатеринбург (343)384-55-89

Иваново (4932)77-34-06
Ижевск (3412)26-03-58
Иркутск (395)279-98-46
Казань (843)206-01-48
Калининград (4012)72-03-81
Калуга (4842)92-23-67
Кемерово (3842)65-04-62
Киров (8332)68-02-04
Коломна (4966)23-41-49
Кострома (4942)77-07-48
Краснодар (861)203-40-90
Красноярск (391)204-63-61
Курск (4712)77-13-04
Курган (3522)50-90-47
Липецк (4742)52-20-81

Магнитогорск (3519)55-03-13
Москва (495)268-04-70
Мурманск (8152)59-64-93
Набережные Челны (8552)20-53-41
Нижегород (831)429-08-12
Новокузнецк (3843)20-46-81
Ноябрьск (3496)41-32-12
Новосибирск (383)227-86-73
Омск (3812)21-46-40
Орел (4862)44-53-42
Оренбург (3532)37-68-04
Пенза (8412)22-31-16
Петрозаводск (8142)55-98-37
Псков (8112)59-10-37
Пермь (342)205-81-47

Ростов-на-Дону (863)308-18-15
Рязань (4912)46-61-64
Самара (846)206-03-16
Санкт-Петербург (812)309-46-40
Саратов (845)249-38-78
Севастополь (8692)22-31-93
Саранск (8342)22-96-24
Симферополь (3652)67-13-56
Смоленск (4812)29-41-54
Сочи (862)225-72-31
Ставрополь (8652)20-65-13
Сургут (3462)77-98-35
Сыктывкар (8212)25-95-17
Тамбов (4752)50-40-97
Тверь (4822)63-31-35

Тольятти (8482)63-91-07
Томск (3822)98-41-53
Тула (4872)33-79-87
Тюмень (3452)66-21-18
Ульяновск (8422)24-23-59
Улан-Удэ (3012)59-97-51
Уфа (347)229-48-12
Хабаровск (4212)92-98-04
Чебоксары (8352)28-53-07
Челябинск (351)202-03-61
Череповец (8202)49-02-64
Чита (3022)38-34-83
Якутск (4112)23-90-97
Ярославль (4852)69-52-93

Россия +7(495)268-04-70

Казахстан +7(727)345-47-04

Беларусь +(375)257-127-884

Узбекистан +998(71)205-18-59

Киргизия +996(312)96-26-47

эл.почта: mhi@nt-rt.ru || сайт: <http://metos.nt-rt.ru/>